

BHARTIYA VIDYA MANDIR

SENIOR SECONDARY SCHOOL

CEMETERY ROAD
(RANAREH USI)
0161-2449471
www.bvmusn.com
bhartiyavidyamandirshn@gmail.com

KITCHLU NAGAR
0161-2911523
www.bvmknl.com
bvmkiil@yahoo.com



CHANDIGARH ROAD
0161-2690969
www.bvmc396.com
bvmtnssc396.com
rediffmail.com


DUGRI PHASE-III
0161-2505734
www.bvmtpd.com
bvmrishdugal.com
@yahoo.com

CURRICULUM PATHWAY

BALVATIKA-I

Pre-Nursery


SESSION 2026-2027

Language Development (English)	Numeracy skills (Maths)	Communication Skills					
<ul style="list-style-type: none"> ❖ Introduction of letter Aa with sound and pictures ❖ Letter Aa based vocabulary 	<ul style="list-style-type: none"> ❖ Oral Counting 1 to 5 ❖ Identification of number 0 ❖ Concepts- Big-Small 	<ul style="list-style-type: none"> ❖ Greetings – Good Morning. ❖ What is your name? ❖ Parts of Body ❖ Opposites –Laugh- Cry, Sit-Stand 					
<p>General Awareness (EVS)</p> <ul style="list-style-type: none"> ❖ Introduction of Red colour ❖ Chapters - Parts of body ❖ EVS ques/Answer <ol style="list-style-type: none"> 1. How many hands/ears/head/nose/ eyes do you have? 2. Which body part help us to walk? 	<p>Activities & Celebrations</p> <ul style="list-style-type: none"> ❖ First Day of my school ❖ Baisakhi ❖ Earth Day – Hand printing 	<p>Physical Development</p> <ul style="list-style-type: none"> ❖ Clapping ❖ Rolling ❖ Walk on straight Line ❖ Yoga – Sukhasan 					
<p>Spiritual Development</p> <ul style="list-style-type: none"> ❖ OM ucharran 	<p>Action-words Based Activity</p> <ul style="list-style-type: none"> ❖ Touch the things which are red in colour. ❖ Touch your head ❖ Clap your hands ❖ Blink your eyes ❖ Open your mouth ❖ Tap your shoulders ❖ Stamp your feet 	<p>Speaking Skills</p> <table border="1" style="width: 100%; border-collapse: collapse;"> <thead> <tr> <th data-bbox="1249 762 1599 805">Hindi rhyme</th> <th data-bbox="1599 762 2159 805">English rhyme</th> </tr> </thead> <tbody> <tr> <td data-bbox="1249 805 1599 1455"> <p>मम्मी की रोटी गोल-गोल</p> <p>मम्मी की रोटी गोल-गोल, पापा का पैसा गोल-गोल, दादा का चश्मा गोल-गोल, दादी की बिंदिया गोल-गोल, हम भी गोल, तुम भी गोल, सारी दुनिया गोल मटोल।</p> </td> <td data-bbox="1599 805 2159 1455"> <p style="text-align: center;">OH! MY !MY!</p> <p>Oh! My! My! Tell me why Birdies fly, In the sky, One, two, three, four, five.</p> <p>Head, shoulder, knees and toes Head, shoulders, knees, and toes, knees and toes. Head, shoulders, knees, and toes, knee and toes. Eyes and ears and mouth and nose. Eyes and ears and mouth and nose. It's me from head to toes.</p> </td> </tr> </tbody> </table>		Hindi rhyme	English rhyme	<p>मम्मी की रोटी गोल-गोल</p> <p>मम्मी की रोटी गोल-गोल, पापा का पैसा गोल-गोल, दादा का चश्मा गोल-गोल, दादी की बिंदिया गोल-गोल, हम भी गोल, तुम भी गोल, सारी दुनिया गोल मटोल।</p>	<p style="text-align: center;">OH! MY !MY!</p> <p>Oh! My! My! Tell me why Birdies fly, In the sky, One, two, three, four, five.</p> <p>Head, shoulder, knees and toes Head, shoulders, knees, and toes, knees and toes. Head, shoulders, knees, and toes, knee and toes. Eyes and ears and mouth and nose. Eyes and ears and mouth and nose. It's me from head to toes.</p>
Hindi rhyme	English rhyme						
<p>मम्मी की रोटी गोल-गोल</p> <p>मम्मी की रोटी गोल-गोल, पापा का पैसा गोल-गोल, दादा का चश्मा गोल-गोल, दादी की बिंदिया गोल-गोल, हम भी गोल, तुम भी गोल, सारी दुनिया गोल मटोल।</p>	<p style="text-align: center;">OH! MY !MY!</p> <p>Oh! My! My! Tell me why Birdies fly, In the sky, One, two, three, four, five.</p> <p>Head, shoulder, knees and toes Head, shoulders, knees, and toes, knees and toes. Head, shoulders, knees, and toes, knee and toes. Eyes and ears and mouth and nose. Eyes and ears and mouth and nose. It's me from head to toes.</p>						

Pre -Nursery May (2026-27)

Theme -My family

Slogan – “My family, My Happiness!”

<p>Language Development</p> <ul style="list-style-type: none"> ❖ Introduction of Bb with sound and pictures ❖ Letter Bb based vocabulary 	<p>Numeracy skills</p> <ul style="list-style-type: none"> ❖ Oral Counting 1 to 5 ❖ Identification of number 1 (count and tell) ❖ Concepts- Hot -Cold ❖ Shape- Circle 	<p>Communication Skills</p> <ul style="list-style-type: none"> ❖ Greetings – Good afternoon. ❖ Magical word – Thank you ❖ How are you? ❖ What is the name of your school? ❖ Opposites – Yes-No, Open-close 			
<p>General Awareness</p> <ul style="list-style-type: none"> ❖ Introduction of Green colour ❖ Chapters- Vegetables, Good habits ❖ Evs ques/ Answer <ol style="list-style-type: none"> 1. Name any two vegetables. 2. What is the colour of leaf? 3. Do you brush your teeth daily? 	<p>Activities & Celebrations</p> <ul style="list-style-type: none"> ❖ Mother’s Day ❖ Red Day ❖ Sand activity ❖ Sponge printing <p style="text-align: center;">Art & Craft</p> <ul style="list-style-type: none"> ❖ Art book page no. 2,3 	<p>Physical Development</p> <ul style="list-style-type: none"> ❖ Action words <ul style="list-style-type: none"> • Laughing • Jumping ❖ Pass the ball ❖ Yoga – Butterfly pose 			
<p>Spiritual Development</p> <ul style="list-style-type: none"> ❖ Morning prayer - Saraswati vandana ❖ OM ucharran <div style="text-align: center;">  </div>	<p>Action-words Based Activity</p> <ul style="list-style-type: none"> ❖ Touch something red in classroom ❖ Raise your hand if this colour is red ❖ Show your muscles for healthy food ❖ Cross your arms for junk food 	<p style="text-align: center;">Speaking Skills</p> <table border="1" style="width: 100%; border-collapse: collapse;"> <tr> <td data-bbox="1249 949 1691 1458" style="width: 50%; vertical-align: top;"> <p>Hindi Rhyme</p> <p style="text-align: center;">मेरी माँ</p> <p>सबसे सुंदर ,सबसे न्यारी, मेरी माँ है सबसे प्यारी, मीठी-मीठी लोरी गाती, बड़े प्यार से मुझे सुलाती।</p> <p style="text-align: center;">सब्जी</p> <p>बच्चों खाओ , कच्ची गाजर, नींबू खीरा और टमाटर, लाल लाल तुम बन जाओगे , सुंदर बच्चे कहलाओगे।</p> </td> <td data-bbox="1691 949 2157 1458" style="width: 50%; vertical-align: top;"> <p>English Rhyme</p> <p style="text-align: center;">Healthy habits</p> <p>I wash my hands, before I eat, I chew my food nice and neat. I drink clean water every day, Healthy habits help me play.</p> </td> </tr> </table>		<p>Hindi Rhyme</p> <p style="text-align: center;">मेरी माँ</p> <p>सबसे सुंदर ,सबसे न्यारी, मेरी माँ है सबसे प्यारी, मीठी-मीठी लोरी गाती, बड़े प्यार से मुझे सुलाती।</p> <p style="text-align: center;">सब्जी</p> <p>बच्चों खाओ , कच्ची गाजर, नींबू खीरा और टमाटर, लाल लाल तुम बन जाओगे , सुंदर बच्चे कहलाओगे।</p>	<p>English Rhyme</p> <p style="text-align: center;">Healthy habits</p> <p>I wash my hands, before I eat, I chew my food nice and neat. I drink clean water every day, Healthy habits help me play.</p>
<p>Hindi Rhyme</p> <p style="text-align: center;">मेरी माँ</p> <p>सबसे सुंदर ,सबसे न्यारी, मेरी माँ है सबसे प्यारी, मीठी-मीठी लोरी गाती, बड़े प्यार से मुझे सुलाती।</p> <p style="text-align: center;">सब्जी</p> <p>बच्चों खाओ , कच्ची गाजर, नींबू खीरा और टमाटर, लाल लाल तुम बन जाओगे , सुंदर बच्चे कहलाओगे।</p>	<p>English Rhyme</p> <p style="text-align: center;">Healthy habits</p> <p>I wash my hands, before I eat, I chew my food nice and neat. I drink clean water every day, Healthy habits help me play.</p>				



Enjoy Your Summer Holidays!

✧ Dear Little Stars, ✧

Summer is here with sunshine, smiles, and fun!
Enjoy your holidays by playing, laughing, and spending happy moments
with your family.

Come back with beautiful memories and cheerful hearts. ♥


“Holidays are the time to play, explore, smile, and grow.” ✧

With lots of love, Your Teachers

Pre -Nursery July (2025-26)

Theme – Power up with fruits

Slogan –“Fruits are nature’s candy !”

<p style="text-align: center;">Language Development</p> <p>English-</p> <ul style="list-style-type: none"> ❖ Introduction of letter Cc and Dd with sound and pictures ❖ Letter C,D based vocabulary <p>Hindi-</p> <ul style="list-style-type: none"> ❖ अ से अनार , आ से आम , होते हैं सब मिलकर काम । 	<p style="text-align: center;">Numeracy skills</p> <ul style="list-style-type: none"> ❖ Oral Counting 1 to 10 ❖ Identification of number 2 ❖ Count and tell (1,2) ❖ Concepts- Fast- Slow ❖ Shape- Triangle 	<p style="text-align: center;">Communication Skills</p> <ul style="list-style-type: none"> ❖ Greetings- Thank you. ❖ Morning Affirmations- I am healthy, I am strong. ❖ What is the name of your school principal? ❖ What is the name of your class teacher? ❖ Which is our national fruit? ❖ Opposites – Happy -Sad, Sweet- Sour 		
<p style="text-align: center;">General Awareness</p> <ul style="list-style-type: none"> ❖ Introduction of Blue colour ❖ Chapters- Fruits, Food we eat and drink, Daily wears ❖ EVS ques/Ans <ol style="list-style-type: none"> 1. Which fruit is called the king of fruits? 2. Name two red colour fruits. 3. What is the colour of sky? 4. What do you wear when its rain? 	<p style="text-align: center;">Activities & Celebrations</p> <ul style="list-style-type: none"> ❖ Happy Monsoon ❖ Fruit fiesta ❖ Paper crushing ❖ Fun with hula hoop ❖ Free hand scribbling <p style="text-align: center;">Art & Craft</p> <ul style="list-style-type: none"> ❖ Page no. 15,30 	<p style="text-align: center;">Physical Development</p> <ul style="list-style-type: none"> ❖ Action words <ul style="list-style-type: none"> • Drinking • Eating ❖ Yoga - Lion pose 		
<p style="text-align: center;">Spiritual Development</p> <ul style="list-style-type: none"> ❖ Morning Prayer- Saraswati vandana ❖ Gayatri mantra <div style="text-align: center; margin-top: 20px;">  </div>	<p style="text-align: center;">Chant with actions</p> <p style="text-align: center;">Sky and water blue is there, Blue- Blue everywhere.</p>	<p style="text-align: center;">Speaking Skills</p> <table style="width: 100%; border: none;"> <tr> <td style="width: 50%; border: none; padding: 5px;"> <p style="text-align: center;">Hindi Rhyme हमारी रेल</p> <p>आओ बच्चों प्यारे बच्चों, मिलकर खेलें हम इक खेल, आगे पीछे जुड़कर बच्चों, चलो बना लो लंबी रेल, अगर प्यार से खेलें हम सब बढ़ता है बच्चों में मेल ।</p> </td> <td style="width: 50%; border: none; padding: 5px;"> <p style="text-align: center;">English Rhymes Drops of water</p> <p>Drops of water, falling down. It's raining and pouring, in my town. Water! Water! all around. Splash ! Splash! on the ground.</p> <p style="text-align: center;">Fruits</p> <p>Lots of fruits we must eat, Less of chocolates, Less of sweets, Fruits make your body strong They will make you live long.</p> </td> </tr> </table>	<p style="text-align: center;">Hindi Rhyme हमारी रेल</p> <p>आओ बच्चों प्यारे बच्चों, मिलकर खेलें हम इक खेल, आगे पीछे जुड़कर बच्चों, चलो बना लो लंबी रेल, अगर प्यार से खेलें हम सब बढ़ता है बच्चों में मेल ।</p>	<p style="text-align: center;">English Rhymes Drops of water</p> <p>Drops of water, falling down. It's raining and pouring, in my town. Water! Water! all around. Splash ! Splash! on the ground.</p> <p style="text-align: center;">Fruits</p> <p>Lots of fruits we must eat, Less of chocolates, Less of sweets, Fruits make your body strong They will make you live long.</p>
<p style="text-align: center;">Hindi Rhyme हमारी रेल</p> <p>आओ बच्चों प्यारे बच्चों, मिलकर खेलें हम इक खेल, आगे पीछे जुड़कर बच्चों, चलो बना लो लंबी रेल, अगर प्यार से खेलें हम सब बढ़ता है बच्चों में मेल ।</p>	<p style="text-align: center;">English Rhymes Drops of water</p> <p>Drops of water, falling down. It's raining and pouring, in my town. Water! Water! all around. Splash ! Splash! on the ground.</p> <p style="text-align: center;">Fruits</p> <p>Lots of fruits we must eat, Less of chocolates, Less of sweets, Fruits make your body strong They will make you live long.</p>			

Pre -Nursery August (2026-27)

Theme -My country

Slogan –“मेरा देश मेरी जान, मेरा देश मेरी पहचान”

<p style="text-align: center;">Language Development</p> <p>English-</p> <ul style="list-style-type: none"> ❖ Introduction of letter Ee and Ff with sound and pictures ❖ Letter Ee and Ff Based Vocabulary <p>Hindi-</p> <ul style="list-style-type: none"> ❖ इ से इमली, ई से ईख अच्छी-अच्छी बातें सीख । 	<p style="text-align: center;">Numeracy skills</p> <ul style="list-style-type: none"> ❖ Oral Counting 1 to 10 ❖ Identification of number 3 ❖ Count and tell (1 to 3) ❖ Concepts- Tall-short ❖ Shape- Rectangle 	<p style="text-align: center;">Communication Skills</p> <ul style="list-style-type: none"> ❖ Magical word- Sorry ❖ Morning affirmation- I am brave, I am awesome. ❖ What is the name of our country? ❖ What do we call our national flag? ❖ Opposites – Dirty- clean, Up-down 	
<p style="text-align: center;">General Awareness</p> <ul style="list-style-type: none"> ❖ Introduction of yellow colour ❖ Chapters- Toys, Transport, Feelings ❖ EVS ques/Ans <ol style="list-style-type: none"> 1. Name two water transports. 2. Which is the fastest means of transport? 3. Which is your favourite toy? 4. What is the colour of banana? 	<p style="text-align: center;">Activities & Celebrations</p> <ul style="list-style-type: none"> ❖ Independence Day ❖ Raksha bandhan ❖ Tri-colour activity ❖ Tearing and pasting <p style="text-align: center;">Art & Craft</p> <p style="text-align: center;">Page no. 4,5,12,14,27,29</p>	<p style="text-align: center;">Speaking Skills</p> <p>Hindi Rhyme-</p> <p style="text-align: center;">तिरंगा</p> <p>तीन रंग का मेरा झंडा, लहर लहर लहराता है, मिलजुल कर रहे हम, यह संदेश सुनाता है ।</p> <p style="text-align: center;">“पढ़ते जाओ”</p> <p>पढ़ते जाओ, पढ़ते जाओ, सबसे आगे बढ़ते जाओ, पढ़ने से ही ज्ञान मिलेगा, गुरु से विद्यादान मिलेगा, आसमान पर चढ़ने जाओ, सबसे आगे बढ़ते जाओ।</p>	<p>English Rhyme-</p> <p style="text-align: center;">My little teeth</p> <p>My little teeth are white, I brush them day and night, Up and down, left and right, To keep them shining and bright.</p>
<p style="text-align: center;">Spiritual Development</p> <ul style="list-style-type: none"> ❖ Morning Prayer- Saraswati vandana ❖ Bhojan Mantra <p>Competitions</p> <ul style="list-style-type: none"> ❖ Action words 	<p style="text-align: center;">Action-Words Based Activity</p> <ul style="list-style-type: none"> ❖ Move your hands like train wheels (chuk- chuk) ❖ Stretch your arms and fly like an aeroplane ❖ Wave your hands like water if the boat moves on water. 	<p style="text-align: center;">Physical Development</p> <ul style="list-style-type: none"> ❖ Action words <ul style="list-style-type: none"> • Running • Walking • Chewing ❖ Yoga <ul style="list-style-type: none"> • Vajrasana • Walk on zig-zag line 	

Pre -Nursery September (2026-27)

Theme – Colours of Joy

Slogan – “Colours make me happy!”

<p align="center">Language Development</p> <ul style="list-style-type: none"> ❖ Introduction of letter Gg and Hh with sound and pictures ❖ Letter Gg and Hh based vocabulary ❖ Pre- writing skills- Standing line on sand/ rangoli colours 	<p align="center">Numeracy skills</p> <ul style="list-style-type: none"> ❖ Oral Counting 1 to 10 ❖ Identification of number 4 ❖ Count and tell (1to 4) ❖ Concepts – More/Less ❖ Shapes – circle, Triangle, Rectangle 	<p align="center">Communication Skills</p> <ul style="list-style-type: none"> ❖ Magical word- Please ❖ Morning affirmations -I am special, I am unique. ❖ What is your favourite colour? ❖ What is the colour of the sun? ❖ How many colours are there in rainbow? ❖ Opposites – Fat -Thin, Come- Go 			
<p align="center">General Awareness</p> <ul style="list-style-type: none"> ❖ Identification of Primary colours ❖ Chapters- Birds, Animals- wild, domestic and water animals. ❖ EVS ques/ans <ol style="list-style-type: none"> 1. Which animal is called the king of jungle? 2. Which animal gives us milk? 3. Name two water animals. 4. Which bird is green in colour and has a red beak? 5. Which bird can see at night? 	<p align="center">Activities & Celebrations</p> <ul style="list-style-type: none"> ❖ Janamashtmi ❖ Bead stringing ❖ Pasta threading ❖ Colours of joy ❖ Run and stop game <p align="center">Art & Craft</p> <ul style="list-style-type: none"> ❖ Art book page no. 6,7,9,10,18,19,22 	<p align="center">Physical Development</p> <ul style="list-style-type: none"> ❖ Action words <ul style="list-style-type: none"> • Colouring • Shaking • Sleeping ❖ Yoga- Child pose, Happy Baby pose 			
<p align="center">Spiritual Development</p> <ul style="list-style-type: none"> ❖ Morning Prayer- Saraswati vandana ❖ Bhojan Mantra ❖ Gayatri Mantra <p align="center">Competitions</p> <ul style="list-style-type: none"> ❖ Coloring competition 	<p align="center">Action-words Based Activity</p> <ul style="list-style-type: none"> ❖ Meow like a Cat ❖ Bark like a Dog ❖ Hop like a rabbit ❖ Swing your arm like an elephant trunk ❖ Fly like a bird 	<p align="center">Speaking Skills</p> <table border="1" style="width: 100%;"> <tr> <td data-bbox="1444 1182 1809 1511"> <p align="center">Hindi rhyme</p> <p align="center">मेरी टीचर</p> <p>सबसे अच्छी मेरी टीचर, बड़े प्यार से मुझे पढ़ती, कुछ गलती हो जाती मुझसे, खूब प्यार से मुझे सिखाती।</p> </td> <td data-bbox="1809 1182 2130 1511"> <p align="center">English rhyme</p> <p align="center">Colours</p> <p>Red is an apple, Yellow is the sun, Blue is the sky, Colours are fun.</p> </td> </tr> </table>		<p align="center">Hindi rhyme</p> <p align="center">मेरी टीचर</p> <p>सबसे अच्छी मेरी टीचर, बड़े प्यार से मुझे पढ़ती, कुछ गलती हो जाती मुझसे, खूब प्यार से मुझे सिखाती।</p>	<p align="center">English rhyme</p> <p align="center">Colours</p> <p>Red is an apple, Yellow is the sun, Blue is the sky, Colours are fun.</p>
<p align="center">Hindi rhyme</p> <p align="center">मेरी टीचर</p> <p>सबसे अच्छी मेरी टीचर, बड़े प्यार से मुझे पढ़ती, कुछ गलती हो जाती मुझसे, खूब प्यार से मुझे सिखाती।</p>	<p align="center">English rhyme</p> <p align="center">Colours</p> <p>Red is an apple, Yellow is the sun, Blue is the sky, Colours are fun.</p>				

Pre -Nursery October (2026-27)

Theme - Our seasons

Slogan -हमारा भारत स्वच्छ भारत

<p style="text-align: center;">Language Development</p> <p>English -</p> <ul style="list-style-type: none"> ❖ Introduction of letter li, Jj ,Kk, Ll with sound and pictures ❖ Letter li, Jj ,Kk, Ll based vocabulary ❖ Pre- writing skills- Sleeping lines on sand / rangoli colours. <p>Hindi-</p> <ul style="list-style-type: none"> ❖ ए से एड़ी, ऐ से ऐनक, भाग रहे दुश्मन के सैनिक । 	<p style="text-align: center;">Numeracy skills</p> <ul style="list-style-type: none"> ❖ Oral Counting 1 to 15 ❖ Identification of number 5 ❖ Count and tell (1to 5) ❖ Concepts – Heavy- Light ❖ Shapes- Introduction of square shape page no. 18 ,19 of maths book. 	<p style="text-align: center;">Communication Skills</p> <ul style="list-style-type: none"> ❖ Magical word – Excuse me. ❖ Morning affirmation – I am kind, I am friendly. ❖ Opposites – In-Out, Wet- Dry 		
<p style="text-align: center;">General Awareness</p> <ul style="list-style-type: none"> ❖ Chapters- shapes colours and seasons, Indian currency ❖ EVS ques/answer 1. What is the shape of a coin/ sun/ button? 2. Is an apple blue? 3. Name three colours. 4. Name the currency of India. 5. What type of clothes do you wear in summer / winter season? 	<p style="text-align: center;">Activities & Celebrations</p> <ul style="list-style-type: none"> ❖ Annual Class presentation ❖ Dance and freeze <p style="text-align: center;">Art & Craft</p> <p>Art book page no. 20,21,24,25, 26,33</p>	<p style="text-align: center;">Speaking Skills</p> <table border="1" style="width: 100%; border-collapse: collapse;"> <tr> <td style="width: 50%; padding: 5px;"> <p style="text-align: center;">Hindi Rhyme</p> <p style="text-align: center;">स्वच्छ भारत</p> <p>आओ मिलकर कसम ये खाएँ, गंदगी को दूर भगाएँ, साफ सुथरा देश बनाएँ, स्वच्छता को हम अपनाएँ।</p> </td> <td style="width: 50%; padding: 5px;"> <p style="text-align: center;">English rhyme</p> <p style="text-align: center;">Seasons</p> <p>Spring is green, Summer is bright, Autumn is yellow, Winter is white.</p> </td> </tr> </table>	<p style="text-align: center;">Hindi Rhyme</p> <p style="text-align: center;">स्वच्छ भारत</p> <p>आओ मिलकर कसम ये खाएँ, गंदगी को दूर भगाएँ, साफ सुथरा देश बनाएँ, स्वच्छता को हम अपनाएँ।</p>	<p style="text-align: center;">English rhyme</p> <p style="text-align: center;">Seasons</p> <p>Spring is green, Summer is bright, Autumn is yellow, Winter is white.</p>
<p style="text-align: center;">Hindi Rhyme</p> <p style="text-align: center;">स्वच्छ भारत</p> <p>आओ मिलकर कसम ये खाएँ, गंदगी को दूर भगाएँ, साफ सुथरा देश बनाएँ, स्वच्छता को हम अपनाएँ।</p>	<p style="text-align: center;">English rhyme</p> <p style="text-align: center;">Seasons</p> <p>Spring is green, Summer is bright, Autumn is yellow, Winter is white.</p>			
<p style="text-align: center;">Spiritual Development</p> <ul style="list-style-type: none"> ❖ Morning Prayer- Saraswati vandana ❖ Bhojan Mantra ❖ Gayatri Mantra <p>Competitions</p> <ul style="list-style-type: none"> ❖ Hindi Rhyme competition 	<p style="text-align: center;">Action-words Based Activity</p> <ul style="list-style-type: none"> ❖ Draw a circle in the air with your fingers ❖ Do different actions for personal hygiene. 	<p style="text-align: center;">Physical Development</p> <ul style="list-style-type: none"> ❖ Action words 1. Dancing 2. Smiling 3. Twisting ❖ Yoga- Mountain pose 		

<p style="text-align: center;">Language Development</p> <p>English</p> <ul style="list-style-type: none"> ❖ Introduction of letter Mm, Nn, Oo, Pp with sound and pictures ❖ Letter Mm, Nn, Oo, Pp based vocabulary ❖ Pre- writing skill- Slanting lines on sand/worksheets. <p>Hindi- ओ से ओखली , औ से औज़ार , फले फूले सारा संसार।</p>	<p style="text-align: center;">Numeracy skills</p> <ul style="list-style-type: none"> ❖ Oral Counting 1 to 15 ❖ Identification of number 6 ❖ Count and tell (1to 6) ❖ Concepts – Full / Empty ❖ Shapes-Square 	<p style="text-align: center;">Communication Skills</p> <ul style="list-style-type: none"> ❖ Magical word- May I. ❖ Morning affirmations- I am gentle, I am polite. ❖ Name two festivals. ❖ Do you wear new clothes on festivals? ❖ Do you eat sweets on festivals? ❖ When do we celebrate children’s day? ❖ Opposites – Left – Right, Start - Stop 			
<p style="text-align: center;">General Awareness</p> <ul style="list-style-type: none"> ❖ Chapters- Festivals, On a picnic, A birthday party <p>EVS ques/Ans</p> <ul style="list-style-type: none"> ❖ Name the festival of lights. ❖ Which food item do we cut on our birthday? ❖ Is a picnic fun or boring? 	<p style="text-align: center;">Activities & Celebrations</p> <ul style="list-style-type: none"> ❖ Children Day ❖ National Sandwich Day (3.11.25) ❖ Diwali – Rangoli making ❖ Birthday celebration ❖ Clay modelling ❖ Squeezing, clipping <p style="text-align: center;">Art & Craft</p> <p>Art book page no. 11, 13, 31, 32</p>	<p>Speaking Skills</p> <table border="1" style="width: 100%; border-collapse: collapse;"> <tr> <td data-bbox="1375 655 1845 1090" style="width: 50%; text-align: center;"> <p>Hindi Rhyme-</p> <p>नन्हें मुत्रें बच्चे नन्हें मुत्रें बच्चे हम, लगते सबको अच्छे हम, झूठ कभी भी ना बोलें, सीधे साधे सच्चे हम।</p> </td> <td data-bbox="1845 655 2128 1090" style="width: 50%; text-align: center;"> <p>English Rhyme</p> <p>Diwali Diwali is fun, Diwali is bright, We all light lamp and shine so bright.</p> </td> </tr> </table>		<p>Hindi Rhyme-</p> <p>नन्हें मुत्रें बच्चे नन्हें मुत्रें बच्चे हम, लगते सबको अच्छे हम, झूठ कभी भी ना बोलें, सीधे साधे सच्चे हम।</p>	<p>English Rhyme</p> <p>Diwali Diwali is fun, Diwali is bright, We all light lamp and shine so bright.</p>
<p>Hindi Rhyme-</p> <p>नन्हें मुत्रें बच्चे नन्हें मुत्रें बच्चे हम, लगते सबको अच्छे हम, झूठ कभी भी ना बोलें, सीधे साधे सच्चे हम।</p>	<p>English Rhyme</p> <p>Diwali Diwali is fun, Diwali is bright, We all light lamp and shine so bright.</p>				
<p style="text-align: center;">Spiritual Development</p> <ul style="list-style-type: none"> ❖ Morning Prayer- Saraswati vandana ❖ Bhojan Mantra ❖ Gayatri Mantra <p style="text-align: center;">Competitions</p> <ul style="list-style-type: none"> ❖ Colouring competition 	<p style="text-align: center;">Action-words Based Activity</p> <p>Raise your hand up and Say “Hurray” if festival make you happy.</p>	<p style="text-align: center;">Physical Development</p> <ul style="list-style-type: none"> ❖ Action words <ol style="list-style-type: none"> 1. Kicking 2. Throwing 3. Catching ❖ Yoga poses- Tadasana , chair pose 			

Pre -Nursery December (2026-27)

Theme - Wonderful Winter

Slogan – Wrap-up and smile!

<p style="text-align: center;">Language Development</p> <p>English-</p> <ul style="list-style-type: none"> ❖ Introduction of letter Qq, Rr, Ss, Tt with sound and pictures ❖ Letter Qq, Rr, Ss, Tt based vocabulary ❖ Pre-writing Skills- practice of different strokes on Sand/rangoli colour /in air with finger/ worksheets. <p>Hindi- अं से अंगूर ,अ : से खाली, उतना खाओ, जितनी थाली।</p>	<p style="text-align: center;">Numeracy skills</p> <ul style="list-style-type: none"> ❖ Oral Counting 1 to 15 ❖ Identification of number 7 ❖ Count and tell 1 to 7. ❖ Concepts- Long-short ❖ Shapes- Recapitulation of circle, rectangle, triangle and Square. 	<p style="text-align: center;">Communication Skills</p> <ul style="list-style-type: none"> ❖ Greetings- Welcome. ❖ Morning affirmations- I am happy, I am cheerful. ❖ Which season is very cold? ❖ What do we wear in winter season? ❖ What do we like to drink / eat in winter? ❖ Opposite – Day- Night, Good-Bad 		
<p style="text-align: center;">General Awareness</p> <ul style="list-style-type: none"> ❖ Utensils ❖ Insects ❖ Action words ❖ EVS ques/ans <ol style="list-style-type: none"> 1. Which insect gives us honey? 2. Name two insects. 3. What do we use to drink milk/eat rice? 4. How do you cut the vegetables/fruits? 	<p style="text-align: center;">Activities & Celebrations</p> <ul style="list-style-type: none"> ❖ Winter carnival ❖ Bal Diwas ❖ Dabbing and cotton pasting ❖ Animal walk <p style="text-align: center;">Art & Craft</p> <ul style="list-style-type: none"> ❖ Fun with shapes ❖ Art book page no. 16,17, 36,37 	<p style="text-align: center;">Speaking Skills</p> <table border="1" style="width: 100%; border-collapse: collapse;"> <tr> <td style="width: 50%; padding: 5px;"> <p style="text-align: center;">Hindi Rhyme</p> <p style="text-align: center;">“सफाई“</p> <p>हाथ रखना साफ जरूर, कीटाणु फिर रहते दूर, खाना जितनी बार भी खाओ, हाथ हमेशा धोकर आओ, नाखूनों की तुम करो सफाई फिर ना खानी पड़ेगी दवाई।</p> </td> <td style="width: 50%; padding: 5px;"> <p style="text-align: center;">English Rhyme</p> <p style="text-align: center;">Winter</p> <p>Winter time is cold and bright, We wear sweaters warm and tight. Foggy morning, sunny noon, Cold winds blow a chilly tune.</p> </td> </tr> </table>	<p style="text-align: center;">Hindi Rhyme</p> <p style="text-align: center;">“सफाई“</p> <p>हाथ रखना साफ जरूर, कीटाणु फिर रहते दूर, खाना जितनी बार भी खाओ, हाथ हमेशा धोकर आओ, नाखूनों की तुम करो सफाई फिर ना खानी पड़ेगी दवाई।</p>	<p style="text-align: center;">English Rhyme</p> <p style="text-align: center;">Winter</p> <p>Winter time is cold and bright, We wear sweaters warm and tight. Foggy morning, sunny noon, Cold winds blow a chilly tune.</p>
<p style="text-align: center;">Hindi Rhyme</p> <p style="text-align: center;">“सफाई“</p> <p>हाथ रखना साफ जरूर, कीटाणु फिर रहते दूर, खाना जितनी बार भी खाओ, हाथ हमेशा धोकर आओ, नाखूनों की तुम करो सफाई फिर ना खानी पड़ेगी दवाई।</p>	<p style="text-align: center;">English Rhyme</p> <p style="text-align: center;">Winter</p> <p>Winter time is cold and bright, We wear sweaters warm and tight. Foggy morning, sunny noon, Cold winds blow a chilly tune.</p>			
<p style="text-align: center;">Spiritual Development</p> <ul style="list-style-type: none"> ❖ Morning Prayer- Saraswati vandana ❖ Bhojan Mantra ❖ Gayatri Mantra <p style="text-align: center;">Competition</p> <ul style="list-style-type: none"> ❖ Clay modelling 	<p style="text-align: center;">Action-words Based Activity</p> <ul style="list-style-type: none"> ❖ Pretend to wear a jacket. ❖ Pretend to wear gloves. ❖ Shiver your body gently like you are feeling cold. 	<p style="text-align: center;">Physical Development</p> <ul style="list-style-type: none"> ❖ Action words- Shivering, wearing ❖ Yoga- cobra pose 		

Pre -Nursery January (2026-27)

Theme – Our Senses

Slogan - Five Senses, Five Superpowers!

<p align="center">Language Development</p> <p>English-</p> <ul style="list-style-type: none"> ❖ Introduction of letter Uu, Vv, Ww, Xx with sound and pictures ❖ Letter Uu, Vv, Ww, Xx based vocabulary ❖ Practice Pre-writing skills ❖ Alphabet Ramp walk. <p>Hindi-</p> <p>अ से अ: की लयबद्ध कविता गायन ।</p>	<p align="center">Numeracy skills</p> <ul style="list-style-type: none"> ❖ Oral Counting 1 to 20 ❖ Recognition of Numeral 8 ❖ Count and tell (1 to 8) ❖ Concepts – Far -near 	<p align="center">Communication Skills</p> <ul style="list-style-type: none"> ❖ Morning affirmations- I am smart, I am calm. ❖ How do you smell the flower?? ❖ How do you listen the music? ❖ How many fingers do we have? ❖ Opposites – Old- Young , Float -Sink. 			
<p align="center">General Awareness</p> <ul style="list-style-type: none"> ❖ Chapters - Computer and its parts, Art and craft, Flowers,Time ❖ EVS ques/Ans <ol style="list-style-type: none"> 1. Name two yellow colour flowers. 2. Which is our national flower? 3. When do you have your breakfast/dinner? 	<p align="center">Activities & Celebrations</p> <ul style="list-style-type: none"> ❖ Lohri celebration ❖ Republic Day ❖ Sorting ❖ Balance walk <p align="center">Art & Craft</p> <p>Art book – page no. 7, 8, 28</p>	<p align="center">Speaking Skills</p> <table border="1" style="width: 100%;"> <tr> <td data-bbox="1323 639 1697 1094"> <p align="center">Hindi Rhyme</p> <p align="center">मेरी पतंग</p> <p>मेरी पतंग पंख फैलाए, आसमान को छूती जाए, धूप हवा के संग लहराए, सबके मन को भाती जाए।</p> </td> <td data-bbox="1697 639 2125 1094"> <p align="center">English Rhyme</p> <p align="center">My country</p> <p>India is my country, we call it Bharat or Hindustan, Tiger is our national animal, Lotus is our national flower, I love my country.</p> </td> </tr> </table>		<p align="center">Hindi Rhyme</p> <p align="center">मेरी पतंग</p> <p>मेरी पतंग पंख फैलाए, आसमान को छूती जाए, धूप हवा के संग लहराए, सबके मन को भाती जाए।</p>	<p align="center">English Rhyme</p> <p align="center">My country</p> <p>India is my country, we call it Bharat or Hindustan, Tiger is our national animal, Lotus is our national flower, I love my country.</p>
<p align="center">Hindi Rhyme</p> <p align="center">मेरी पतंग</p> <p>मेरी पतंग पंख फैलाए, आसमान को छूती जाए, धूप हवा के संग लहराए, सबके मन को भाती जाए।</p>	<p align="center">English Rhyme</p> <p align="center">My country</p> <p>India is my country, we call it Bharat or Hindustan, Tiger is our national animal, Lotus is our national flower, I love my country.</p>				
<p align="center">Spiritual Development</p> <ul style="list-style-type: none"> ❖ Morning Prayer- Saraswati vandana ❖ Bhojan Mantra ❖ Gayatri Mantra <p align="center">Competitions</p> <ul style="list-style-type: none"> ❖ Ramp walk related to alphabets. 	<p align="center">Action-words Based Activity</p> <ul style="list-style-type: none"> ❖ Pretend to smell the flower. ❖ Open your arms slowly like a blooming flower. 	<p align="center">Physical Development</p> <ul style="list-style-type: none"> ❖ Yoga – Triangle pose ❖ Follow the track ❖ Action words- Smelling, Growing, Yawning, Licking 			

Pre -Nursery February (2026-27)

Theme - Sports and Games

Slogan -Healthy body, Happy mind!

<p align="center">Language Development</p> <ul style="list-style-type: none"> ❖ Introduction of letter Yy, Zz with sound and pictures ❖ Letter Yy, Zz based vocabulary ❖ Recapitulation of all strokes <p>Hindi- अ से अ: की लयबद्ध कविता गायन ।</p>	<p align="center">Numeracy skills</p> <ul style="list-style-type: none"> ❖ Oral Counting 1 to 20 ❖ Recognition of 9 and 10 (Page no. 49 and 50, 51 of maths book.) ❖ Count and tell (1 to 10) ❖ Recapitulation of all concept and shapes. 	<p align="center">Communication Skills</p> <ul style="list-style-type: none"> ❖ Morning affirmations- I am the best, I am thankful. ❖ Where do we play the games? ❖ Do games make us strong? ❖ What do we use to play the cricket? ❖ Which is our national game? ❖ Opposites- Recapitulation of all opposites. 			
<p align="center">General Awareness</p> <ul style="list-style-type: none"> ❖ Indoor/ outdoor games. ❖ In the garden ❖ Opposites ❖ EVS ques/Ans <ol style="list-style-type: none"> 1. Name two indoor games. 2. What do you see in the garden? 3. What are the opposites of followings? Fat- Thin Laugh -Cry Day-Night Float -Sink 	<p align="center">Activities & Celebrations</p> <ul style="list-style-type: none"> • Basant Panchami • Sports day <p align="center">Art & Craft Art book page no. 34,35,38</p>	<p align="center">Speaking Skills</p> <table border="1" style="width: 100%;"> <tr> <td data-bbox="1335 595 1693 1114"> <p align="center">Hindi Rhyme</p> <p align="center">खेल और मस्ती</p> <p align="center">दौड़ो बच्चों भागो सब , पकड़ो गेंद लगाओ डब, गेंद उछालो मस्ती करो, हंसते-हंसते आगे बढ़ो।</p> </td> <td data-bbox="1693 595 2134 1114"> <p align="center">English Rhyme</p> <p align="center">Sports</p> <p align="center">Run, Run, Run very fast, Jump up high, have a blast, kick the ball and throw it far, sports make you strong and smart.</p> </td> </tr> </table>		<p align="center">Hindi Rhyme</p> <p align="center">खेल और मस्ती</p> <p align="center">दौड़ो बच्चों भागो सब , पकड़ो गेंद लगाओ डब, गेंद उछालो मस्ती करो, हंसते-हंसते आगे बढ़ो।</p>	<p align="center">English Rhyme</p> <p align="center">Sports</p> <p align="center">Run, Run, Run very fast, Jump up high, have a blast, kick the ball and throw it far, sports make you strong and smart.</p>
<p align="center">Hindi Rhyme</p> <p align="center">खेल और मस्ती</p> <p align="center">दौड़ो बच्चों भागो सब , पकड़ो गेंद लगाओ डब, गेंद उछालो मस्ती करो, हंसते-हंसते आगे बढ़ो।</p>	<p align="center">English Rhyme</p> <p align="center">Sports</p> <p align="center">Run, Run, Run very fast, Jump up high, have a blast, kick the ball and throw it far, sports make you strong and smart.</p>				
<p align="center">Spiritual Development</p> <ul style="list-style-type: none"> ❖ Shanti path <p align="center">Competitions</p> <ul style="list-style-type: none"> ❖ English Rhyme ❖ Solo Dance 	<p align="center">Action-words Based Activity</p> <ul style="list-style-type: none"> ❖ Kick an imaginary ball. ❖ Pretend to throw/catch a ball. ❖ Stretch your arms (up-down, in - out) ❖ Balance on one foot 	<p align="center">Physical Development</p> <ul style="list-style-type: none"> ❖ Flat race, Hopping race, Pick and run ❖ Practice of previous yoga poses and action words. 			

* हमारा उद्देश्य *

“ऐसे आदर्श, चरित्रवान एवं देशभक्त नागरिक निर्माण करना जिनके मुखमण्डल पर आभा और प्रसन्नता, जीवन में तेजरिवता, व्यवहार में कुशलता, बुद्धि में कुशाग्रता तथा संस्कारों में भारतीय महापुरुषों के उच्चादर्श झलकते हों और जिन्हें देखते ही हमें अपने पूर्वजों की वीरतापूर्ण गाथाएँ याद आने लगें।”

BRANCHES :

- Shishu Vatika (Cemetery Road), Branch of USN Tel. 0161-2449471
- Udham Singh Nagar Tel 0161-2302660
- Shishu Vatika (Kitchlu Nagar) Tel 0161-2303400
- Kitchlu Nagar Tel 0161-2301523
- Chandigarh Road Tel 0161-2609696
- Dugri (Phase-III) Tel 0161-2520734

