

# BHARTIYA VIDYA MANDIR

## SENIOR SECONDARY SCHOOL

**CEMETERY ROAD**  
(KANAREH USI)

**0161-2449471**

[www.bvmusn.com](http://www.bvmusn.com)  
[bhartiyavidyamandirishn@gmail.com](mailto:bhartiyavidyamandirishn@gmail.com)

**KITCHLU NAGAR**

**0161-2911523**

[www.bvmknl.com](http://www.bvmknl.com)  
[bvmknl@yahoo.com](mailto:bvmknl@yahoo.com)



**CHANDIGARH ROAD**

**0161-2690969**

[www.bvmc396.com](http://www.bvmc396.com)  
[www.bvmtnssc396.com](http://www.bvmtnssc396.com)  
[rediffmail.com](mailto:rediffmail.com)

**DUGRI PHASE-III**

**0161-2505734**

[www.bvmtpd.com](http://www.bvmtpd.com)  
[www.bvmrishdugal.com](http://www.bvmrishdugal.com)  
[@yahoo.com](mailto:@yahoo.com)

## CURRICULUM PATHWAY

### BALVATIKA-I NURSERY

SESSION 2026-2027

## **BALVATIKA I (SESSION: 2026-2027) NURSERY**

### **AIMS AND OBJECTIVES**

#### **HOLISTIC DEVELOPMENT**

- **PHYSICAL DEVELOPMENT** – To focus on the growth of the body and its parts, including muscles and motor development.
- **SOCIAL AND EMOTIONAL DEVELOPMENT** – To provide opportunities for children to interact with peers and adults in a positive environment and also to support emotional well-being by providing a safe and nurturing environment, so that children can identify & express their emotions and build resilience through positive relationship.
- **COGNITIVE DEVELOPMENT** – To stimulate cognitive development by providing age-appropriate activities that encourage curiosity, exploration and problem solving.
- **LANGUAGE DEVELOPMENT** – To create a language rich environment where children are exposed to vocabulary, conversation and literacy activities.
- **ART & AESTHETIC DEVELOPMENT** – Activities like drawing, painting, cutting and playing with manipulative toys will help to refine their hand-eye coordination.
- **SPIRITUAL AND CULTURAL DEVELOPMENT** – To incorporate cultural awareness with the help of diverse stories, traditions and celebrations so that the child can understand our culture with all perspectives.
- **PARENTAL INVOLVEMENT** – To involve parents as partners in the learning journey, teachers communicate regularly and provide updates about their children. It enhances the effectiveness of education and promotes continuity between home and school environment.

Adventure With Alphabet (Smiling World)

हँसते खेलते (Creative Kids)

Math with MAXI (Future Kids)

Our Amazing World (Sunbeam)

**Creative Hands - A (Holly Hock Education)**



**Class- Nursery ( Session 2026-27)**  
**Month APRIL -**  
**Theme of the Month -- All About Me**

**English**

<b>Listening</b>	<b>Speaking</b>	<b>Reading</b>	<b>Writing</b>
Phonetic Sounds of Aa, Bb, Cc Rhymes: Circle One-two-three	Letters Aa, Bb, Cc with sound and pictures Rhymes: Circle , One-two-three	Reading and Recognition of letters Aa, Bb, Cc Picture talk Aa, Bb, Cc	Pattern writing Book page no:- 3, 4, 5 Letters A, E Book Exercise Pages: 6, 7, 8, 9, 10, 11

**Hindi**

<b>Listening</b>	<b>Speaking</b>	<b>Reading</b>	<b>Writing</b>
स्वर अ, आ, इ का उच्चारण कविता गायन: प्रणाम करो, अच्छे बच्चे	स्वर अ, आ, इ का उच्चारण कविता गायन: प्रणाम करो, अच्छे बच्चे	स्वर अ, आ, इ की पहचान व उच्चारण चित्र पहचान- अ से इ	

**EVS**


Ch-1 My Self , Ch-2 My Body Ch-3 Action I can do	<b>Experiential Learning</b>
---	------------------------------

**Maths**

<b>Listening</b>	<b>Speaking</b>	<b>Reading</b>	<b>Writing</b>
Oral Counting 0-10	Oral Counting 0-10	Recognition of 0, 1, 2 Shape: Circle , Concept: Big - Small	Numeral 1

**Drawing**

Book Page No- 4, 8, 13

<b>Physical &amp; Motor Development</b> <b>Action words</b> <b>Fine motor skills</b> Sit/stand              Finger Jumping                printing Hopping	<b>Spiritual Development</b>  <b>ओउम् का उच्चारण</b>	<b>Talk About</b> •My Self •My Body •Action I can do
<p><b>Circle</b>            I am a Circle,            Circle, Circle            I am round, round ,round            Like a ball, like a Sun.            Like a wheel that goes            round and round.</p> <p><b>One Two Three</b>            One, two, three            Tickle your knee            Four, Five, Six            Pick up sticks            Seven, eight, nine            you all are mine.</p> <p><b>Test your knowledge</b>            Q1-What is your name?            Q2-What is the name of your School?            Q3- Who are you?            Q4-How old are you?</p>	<p><b>Activities and Competitions</b></p> <ul style="list-style-type: none"> <li>•First day hand impression</li> <li>•Colour sorting Activity</li> <li>•Sorting and fixing</li> </ul> <div style="border: 1px solid black; padding: 5px; width: fit-content; margin: 10px auto;"> <p>I am special I am unique</p> </div> <div style="text-align: center; margin: 10px auto;">  <p>Celebration Green Day</p> </div> <p><b>Extended Activities at home</b></p> <ul style="list-style-type: none"> <li>•Wash fruits and Vegetables before eating.</li> <li>•Wash your hands before and after meel</li> </ul>	<p><b>प्रणाम करो</b>            अपने से जो लोग बड़े हैं,            उनको सदा प्रणाम करो।            अच्छे कामों से दुनिया में,            अपना ऊँचा नाम करो।            मेहनत से हर काम करो,            कम से कम कम आराम करो            सोच लिया जो करना है,            समय पर उसे तमाम करो।</p> <p><b>अच्छे बच्चे</b>            मात-पिता को शीश झुकाते            नियम बना कर रोज नहाते,            हँसते हँसते पढ़ने जाते,            नहीं पढ़ाई से घबराते,            पढ़ लिखकर सीधे घर आते            वे अच्छे बच्चे कहलाते ।</p> <p><b>Conversation</b>  <b>My self</b></p> <ol style="list-style-type: none"> <li>1. My Name is --</li> <li>2. I am a boy/girl.</li> <li>3. I am three years old.</li> <li>4. I am in nursery.</li> <li>5. I like fruits very much.</li> </ol>

**Class- Nursery ( Session 2026-27)**  
**Month MAY**  
**Theme of the Month FIT AS A FIDDLE**

**English**

<b>Listening</b>	<b>Speaking</b>	<b>Reading</b>	<b>Writing</b>
Phonetic Sounds of Dd, Ee, Ff, Gg Rhymes: Good Morning Vegetables	Letters Dd, Ee, Ff, Gg with sound and pictures Rhymes: Good Morning, Vegetables	Reading and Recognition of letters Dd, Ee, Ff, Gg Picture talk Dd, Ee, Ff, Gg	Strokes ( . ) Letters B, C, D Book Exercise Pages: 12, 13, 14, 15, 16, 17

**Hindi**

<b>Listening</b>	<b>Speaking</b>	<b>Reading</b>	<b>Writing</b>
स्वर ई , उ , ऊ का उच्चारण कविता गायन: गर्मी , पुस्तक	स्वर ई से ऊ का उच्चारण कविता गायन: गर्मी, पुस्तक	स्वर ई से ऊ की पहचान व उच्चारण चित्र पहचान- ई से ऊ	

**EVS**


Ch-20 Fruits, Ch-21 Vegetables Ch-23 Colours, Ch-24 A Hot Day	<b>Experiential Learning</b>
--	------------------------------

**Maths**

<b>Listening</b>	<b>Speaking</b>	<b>Reading</b>	<b>Writing</b>
Oral Counting 0-10	Oral Counting 0-10	Recognition of 3, 4, 5 Shape: Circle and its objects, Concept: Tall- Short	Numeral 0, 7

**Drawing**

Book Page No- 9, 10, 11, 12, 14, 15, 16

<b>Physical &amp; Motor Development</b> Gross Motor Skills Walking Twisting Laughing Fine Motor Skills Paper Folding	<b>Spiritual Development</b> गायत्री मंत्र का उच्चारण	<b>Talk About</b> •Fruits.                      •Colours •Vegetables.                •A hot day
<p style="text-align: center;"><b>Good Morning</b></p> <p style="text-align: center;">Good Morning, Good Morning, Good Morning, everyone Are you ready for some fun ? Stand up and turn around. Then sit down on the ground Give me a great big clap Now fold your hands in your lap.</p> <p style="text-align: center;"><b>Vegetables</b></p> <p style="text-align: center;">Vegetables, Vegetables We have seen. Some so red, And some so green. Vegetables, vegetables, Make us strong. Some are round, And some long. Vegetables, vegetables Green and Fresh They can be eaten plain or dressed.</p> <p style="text-align: center;"><b>Test your knowledge</b></p> <p>Q1. What is the name of your father ? Q2. What is the name of your mother ? Q3. How many members are there in your family ?</p>	<p style="text-align: center;"><b>Activities and Competitions</b></p> <p style="text-align: center;">*Mother's day activity *Paper folding *Action Words *Hindi Rhyme Competition</p> <div style="text-align: center;">  <p style="text-align: center;">Celebration Red day</p> </div> <p style="text-align: center;"><b>Extended Activities at Home</b></p> <p style="text-align: center;">make a family tree</p>	<p style="text-align: center;"><b>गर्मी</b></p> <p style="text-align: center;">गर्मी के दिन आते हैं, हमको बहुत सताते हैं। कहाँ खेलने जाएँ हम, तेज धूप में निकले दम। खेल का मैदान गरम, लू को आत्ती नहीं शरम। कहीं चैन न पाते हैं, मन ही मन झुंझलाते हैं।</p> <p style="text-align: center;"><b>पुस्तक</b></p> <p style="text-align: center;">मेरी पुस्तक रंग-बिरंगी, कहे कहानी यह सतरंगी। कहती बातें नई पुरानी, जैसे बोले दादी नानी। परी लोक की सैर कराती, कभी-कभी वो हमें डराती। कभी हंसाती कभी रुलाती, दुनिया की हर बात बताती।</p> <p style="text-align: center;"><b>Conversation</b></p> <ol style="list-style-type: none"> <li>1. My name is _____</li> <li>2. There are _____ members in my family.</li> <li>3. My father's name is _____</li> <li>4. My mother's name is _____</li> <li>5. I love my family.</li> </ol>



Class- Nursery ( Session 2026-27)

Month JULY

Theme of the Month -- OUR ENVIRONMENT

**English**

Listening	Speaking	Reading	Writing
Phonetic Sounds of Hh, li, Jj Rhymes: Water The Alphabet Song	Letters Hh, li, Jj with sounds and pictures Rhymes: Water, The Alphabet Song	Reading and Recognition of letters Hh, li, Jj Picture talk - Hh, li, Jj	Letters F, H, I, J Book Exercise Pages: 19, 20, 21, 22, 36, 44

**Hindi**

Listening	Speaking	Reading	Writing
स्वर ए, ऐ, ओ का उच्चारण कविता गायन: बारिश का मौसम कहानी: पेड़-मुझे मत गिराओ	स्वर ए, ऐ, ओ का उच्चारण कविता गायन: बारिश का मौसम कहानी: पेड़-मुझे मत गिराओ	स्वर ए, ऐ, ओ की पहचान व उच्चारण चित्र पहचान- ए से ओ	

**EVS**

Ch-4 My five Senses , Ch-5 Keeping Clean  
Ch-6 I Feel , Ch-25 A Rainy Day


**Experiential Learning**

**Maths**

Listening	Speaking	Reading	Writing
Oral Counting 0-15	Oral Counting 0-15	Recognition of 6, 7 Shape: Square and its objects, Concept: Long- Short	Numeral 0, 1, 7

**Drawing**

Book Page No- 3, 18, 23, 25, 30

<b>Physical &amp; Motor Development</b> Opposite words Come-Go Up-Down Slow-Fast Sensory Skill Development Hot-Cold Hard-Soft	<b>Spiritual Development</b> योग मुद्रा का अभ्यास प्रार्थना गायन	<b>Talk About</b> •My five Senses •Keeping Clean • I Feel •A Rainy Day
<p style="text-align: center;"><b>Water</b></p> <p>Water, Water everywhere, Waste no water anywhere. Sow a Seed and water it, See a lovely Plant from it</p> <p style="text-align: center;"><b>The Alphabet Song</b></p> <p style="text-align: center;"> ABCD  EFG  HIJK LMNOP  QRS  TUVWXYZ,  Now, I know my ABC  Next time won't you,  Sing with me. </p> <p style="text-align: center;"><b>Test your knowledge</b></p> <p>Q1. Which animal gives us milk?  Q2. How many legs do do animals have?  Q3. Name any two pet animals ?</p>	<p style="text-align: center;"><b>Activities &amp; Competition</b></p> <ul style="list-style-type: none"> <li>•Plant a tree activity (Seed germination)</li> <li>•Clay Activity</li> <li>•Mantra Recitation Competition</li> <li>•Action words Competition (Interclass)</li> </ul> <div style="text-align: center;">  <p style="text-align: center;"><b>Celebration Yellow Day</b></p> </div> <p style="text-align: center;"><b>Extended Activities at home</b></p> <p style="text-align: center;"><b>A visit to Gaushala along with your child</b></p>	<p style="text-align: center;"><b>बारिश का मौसम</b></p> <p>बारिश का मौसम है आया, हम बच्चों के मन को भाया छू हो गई गर्मी सारी मारें हम मिलकर किलकारी। कागज़ की हम नाव चलाएं छप-छप नाच और नचाएँ</p> <p style="text-align: center;"><b>कहानी</b></p> <p style="text-align: center;"><b>पेड़-मुझे मत गिराओ</b></p> <p>मैं हूँ वृक्ष मुझे मत काटो काट-काटकर मुझे मत बाँटो। पक्षी मेरी डाल पर बैठे चूँ-चूँ चीं-चीं करते रहते हर टहनी पर घर बनाएँ मेरे फूल और फल भी खाएँ, बेघर उनको मत बनाओ, उनका खाना मत चुराओ । तुम्हें हवा और छाया देता प्रदूषण को मैं ले लेता । फिर भी मुझे मिराओगे तो यह सब कुछ कैसे पाओगे?</p> <p style="text-align: center;"><b>वार्तालाप</b></p> <p style="text-align: center;">गाय</p> <ol style="list-style-type: none"> <li>1. गाय एक पालतू पशु है।</li> <li>2. इसकी चार टाँगें होती है।</li> <li>3. यह घास खाती है।</li> <li>4. यह हमें दूध देती है।</li> <li>5. हमें इसकी पूजा करनी चाहिए।</li> </ol>

Class- Nursery ( Session 2026-27)

Month AUGUST

Theme of the Month -- MY COUNTRY

**English**

Listening	Speaking	Reading	Writing
Phonetic Sounds of Kk, Ll, Mm, Nn, Oo Rhymes: Come to School Story: The Two Frogs	Letters Kk, Ll, Mm, Nn, Oo with sounds and pictures Rhymes: Come to School Story: The Two Frogs	Reading and Recognition of letters Kk, Ll, Mm, Nn, Oo Picture talk - Kk, Ll, Mm, Nn, Oo	Letters G, K, L, O Sequence: A to J, Matching: A to J Book Exercise Pages: 27, 28, 29, 31, 33, 34, 35

**Hindi**

Listening	Speaking	Reading	Writing
स्वर औ, अं, अः, ऋ का उच्चारण कविता गायन: रक्षा बंधन, हमारा तिरंगा	स्वर औ, अं, अः, ऋ का उच्चारण कविता गायन: रक्षा बंधन, हमारा तिरंगा	स्वर- औ, अं, अः, ऋ की पहचान व उच्चारण	

**EVS**

Ch-8 My Family, Ch-7 Finger Family  
Ch-10 My School, Ch-11 My Classroom


**Experiential Learning**

**Maths**

Listening	Speaking	Reading	Writing
Oral Counting 0-20	Oral Counting 0-20	Recognition of 8,9 Shape: Square and its objects, Concept: Fat-Thin	Numeral 2, 3

**Drawing**

Book Page No- 7, 20, 21

<b>Physical &amp; Motor Development</b> Kick the the Ball Catch and Throw the ball. Balancing the Ball Pattern Walk	<b>Spiritual Development</b> <b>सुख आसन</b>	<b>Talk About</b> •My family      •My classroom. •My School      •Finger Family
<p style="text-align: center;"><b>Come to School</b></p> <p style="text-align: center;">Come to School, Just in time Go far prayer, Just in line. Don't throw paper, on the ground. Give to the teacher, what is found.</p> <p style="text-align: center;"><b>Story-The Two Frogs</b></p> <p style="text-align: center;">Once two frogs played near a pot of cream. They hoped and hoped and fell into the cream. They couldn't get out of the pot. One of the frog lost hope and sank, but the second frog was brave and clever. He swam and beat the cream into a ball of butter. The frog jumped on the ball of butter and got out of the pot.</p> <p style="text-align: center;">Moral:- God helps those who help themselves.</p> <p style="text-align: center;"><b>Test your knowledge</b></p> <p>Q1. What is the name of our country? Q2. When do we celebrate Independence Day? Q3.What is the name of our National Flag?</p>	<p style="text-align: center;"><b>Activities and Celebrations</b></p> <p style="text-align: center;">*Rakhi Making Activity (with glitter sheet) *Tri Colour Activity Rally on Independence Day * Flat Race * Solo Dance Competition</p> <div style="text-align: center;">  <p style="text-align: center;">Celebration Independence Day Raksha Bandhan</p> </div> <p style="text-align: center;"><b>Extended Activities at Home.</b></p> <p style="text-align: center;"><b>Card Making Activity On Independence day.</b></p>	<p style="text-align: center;"><b>रक्षा बंधन</b></p> <p style="text-align: center;">प्यारे प्यारे भैया मेरे, सबसे अच्छे भैया मेरे तुम हो मेरे रखवाले, मुझसे ये राखी बंधवाले । तेरी रक्षा मैं करूँगी। मेरी रक्षा तुम करना । तेरे साथ मैं चलूँगी। मेरे साथ तुम चलना।</p> <p style="text-align: center;"><b>हमारा तिरंगा</b></p> <p style="text-align: center;">हम सब की है आन तिरंगा, भारत की है शान तिरंगा। फहर-फहर फरराए तिरंगा, लहर- लहर लहराए तिरंगा । हमको है प्राणों से प्यारा, सबकी आँखों का है तारा।</p> <p style="text-align: center;"><b>Conversation</b></p> <p style="text-align: center;"><b>मेरा देश भारत</b></p> <ol style="list-style-type: none"> <li>1. मेरे देश का नाम भारत है।</li> <li>2. भारत देश बहुत सुंदर और महान है।</li> <li>3. मोर हमारा राष्ट्रीय पक्षी है।</li> <li>4. तिरंगा हमारा राष्ट्रीय झंडा है।</li> <li>5. मुझे अपने भारत देश पर गर्व है।</li> </ol>

Class- Nursery ( Session 2026-27)

Month SEPTEMBER

Theme of the Month -- RESPECT FOR ELDERS

**English**

Listening	Speaking	Reading	Writing
Phonetic Sounds of Pp, Qq, Rr Rhymes: My Teacher	Letters Pp, Qq, Rr with sounds and pictures Rhymes: My Teacher	Reading and Recognition of letters Pp, Qq, Rr Picture talk - Pp, Qq, Rr	Letters M, N Sequence: A to O Book Exercise Pages: 26, 32, 36, 37, 41

**Hindi**

Listening	Speaking	Reading	Writing
व्यंजन- क से ड. तक के व्यंजन की पहचान व उच्चारण कविता गायन: गिनती	व्यंजन- क से ड. तक के व्यंजन की पहचान व उच्चारण कविता गायन: गिनती	व्यंजन क से ड. तक की पहचान व उच्चारण चित्र पहचान- क से ड. तक	

**EVS**

Ch-15 Animals  
Ch-16 Water Animals


**Experiential Learning**

**Maths**

Listening	Speaking	Reading	Writing
Oral Counting 0-30	Oral Counting 0-30	Recognition of 0-10 Shape: Triangle and its objects, Concept: Heavy-Light	Numeral 4, 5, 6

**Drawing**

Book Page No- 5, 21, 24, 31

Physical & Motor Development विभिन्न आसन	Spiritual Development योग ध्यान का अभ्यास	Talk About •Animals •Water animals
<p style="text-align: center;"><b>My Teacher</b></p> <p style="text-align: center;">Oh, my teacher.            You are very nice,            You always try very hard,            To make us wise.            Oh my teacher,            No matter what we do,            You always love us,            And we love you.</p> <p><b>Test your knowledge</b></p> <p>Q1. Who teaches you at school            Q2. What is the name of your            Teacher?            Q3. When do we celebrate            Teacher's day?</p>	<p style="text-align: center;"><b>Activities &amp; Competitions</b></p> <p>*Frog Race            *Guru Vandana            *Quiz Competition</p> <div style="border: 1px solid black; padding: 5px; text-align: center; margin: 10px auto; width: fit-content;">             Respect your elders              you will get blessings              From god.           </div> <div style="text-align: center; margin: 10px auto;">  <p style="font-size: small;">Celebration            *Grandparent's Day            *Janmashtmi</p> </div> <p style="text-align: center;"><b>Extended Activities at Home</b></p> <p style="text-align: center;"><b>Video with Grandparents</b></p>	<p style="text-align: center;"><b>गिनती</b></p> <p style="text-align: center;">एक, दो, तीन, चार            मन में रखो उच्च विचार ।            पाँच, छः सात, आठ            याद करूंगा सारा पाठ ।            इसके आगे नौ और दस            हो गई गिनती पूरी बस</p> <p style="text-align: center;"><b>Conversation</b></p> <p style="text-align: center;"><b>मेरी अध्यापिका</b></p> <ol style="list-style-type: none"> <li>1. मेरी अध्यापिका का नाम.....है।</li> <li>2. वह मुझे बहुत प्यार से पढ़ाती है।</li> <li>3. वह मुझे अच्छी-अच्छी बातें सिखाती है।</li> <li>4. वह हमें कई तरह के खेल खिलाती है।</li> <li>5. मुझे मेरी अध्यापिका बहुत प्रिय है।</li> </ol>

**Class- Nursery ( Session 2026-27)**  
**Month October**  
**Theme of the Month – "Wonders of Nature"**

**English**

<b>Listening</b>	<b>Speaking</b>	<b>Reading</b>	<b>Writing</b>
Phonetic sounds of Ss,Tt,Uu Rhymes:- Good Manners I Clap With My Hands	Letters Ss,Tt,Uu With sounds and pictures Rhymes:- Good Manners I Clap With my hands	Reading and Recognition of Letters Ss,Tt,Uu Picture Talk:-Ss,Tt,Uu	Letters P,Q,R,T Matching A to T Book Exercises Pages 38,40,42,43,45

**Hindi**

<b>Listening</b>	<b>Speaking</b>	<b>Reading</b>	<b>Writing</b>
व्यंजन:-च से अ तक के व्यंजनों का उच्चारण एवं पहचान कविता गायन:- स्वच्छ भारत, दिवाली	व्यंजन:-च से अ तक के व्यंजनों का उच्चारण एवं पहचान कविता गायन:-स्वच्छ भारत, दिवाली	व्यंजन च-अ तक की पहचान वं उच्चारण चित्र पहचान च से अ तक	-----

**EVS**

Chapter 13:- Shapes Chapter 17:-Birds	Chapter 19:- Flowers	<b>Experiential Learning</b>
--	----------------------	------------------------------

**Maths**

<b>Listening</b>	<b>Speaking</b>	<b>Reading</b>	<b>Writing</b>
Oral Counting 0-30	Oral Counting 0-30	Recognition of Numeral 11 to 20( Oral) Shape:-Rectangle and it's object concept:- Above/ Below	Seriation 0-7 Count and Write (1-5)

**Drawing**

**Page no.6,22,28,29**

## Physical & Motor Development

Balancing on one Leg  
Backward Walk

## Spiritual Development

योग ध्यान का अभ्यास  
भजन गायन

## Talk About

Birds  
Insects  
Flowers

### Good Manners

We Say 'Thankyou'  
We Say "please"  
And "Excuse me"when we sneeze  
That's the Way  
Little Children behave  
Polite and Courteous  
All through the day

### I Clap With My Hands

I clap with my hands,  
I walk with my legs,  
I see with my eyes,  
Everything that is nice,  
I hear with my Ears,  
I speak with my mouth,  
I smell with my nose,  
The beautiful rose.  
I Bite with my Teeth,  
And chew with them too  
What mummy cooks  
For me and you

### Test your knowledge

Q-1.What do you do on Diwali?

Q-2. How can you keep your surrounding clean?

### Activities and Competitions

सहभोज  
Rally on save animals with slogan  
English Rhyme Competition

Alone We can do  
so little,  
Together we can do  
so much.



### Extended Activities at Home

Make Candles and Diyas at home.

### स्वच्छ भारत

आओ मिलकर कम यह खाएं,  
अपने देश को स्वच्छ बनाएं।  
कूड़ा करकट ना फैलाएं,  
गंदगी को दूर भगाएं।  
आओ मिलकर कम यह खाएं,  
भारत देश को स्वच्छ बनाएं।  
हमारा भारत स्वच्छ भारत

### दिवाली

आई दिवाली ,आई दिवाली,  
आई दिवाली रे।  
दीप जलाओ ,खुशी मनाओ  
आई दिवाली रे।  
खूब चले फुलझड़ी पटाखे,  
आई दिवाली रे।  
सबको बांटो खूब मिठाई,  
आई दिवाली रे।

### Conversation

#### Diwali

- 1.Diwali is my favourite festival.
- 2.It is the festival of Lights.
- 3.We worship Goddess Luxmi on this day.
- 4 We burn Crackers and eat sweets.
- 5.I enjoy this festival Very much.

Class- Nursery ( Session 2026-27)  
 Month November  
 Theme of the Month -- Togetherness

**English**

Listening	Speaking	Reading	Writing
Phonetic sounds of Vv,Ww,Xx,Yy,Zz Rhymes:- Traffic lights Our World	Letters Vv,Ww,Xx,Yy,Zz with sounds and pictures Rhymes:- Traffic lights Our World	Reading and Recognition of letters Vv,Ww,Xx,Yy,Zz Picture talk Vv,Ww,Xx,Yy,Zz	Letters S,U,V,W Book Exercise pages 46,47,48,49,52,53

**Hindi**

Listening	Speaking	Reading	Writing
व्यंजन ट से ण तक के व्यंजनों का उच्चारण एवं पहचान कविता गायन:- मेरा परिवार ,सीख	व्यंजन ट से ण तक के व्यंजनों का उच्चारण एवं पहचान कविता गायन:- मेरा परिवार ,सीख	व्यंजन ट से ण तक की पहचान व उच्चारण चित्र पहचान- ट से ण तक	-----

**EVS**


Ch. 9 My Home      Ch.12 Good Habits  
 Ch.27 Festivals

**Experiential Learning**

**Maths**

Listening	Speaking	Reading	Writing
Oral Counting 31 - 40	Oral Counting 31 - 40	Recognition of numerals 1 to 20 Shape :- Oval and it's objects Concept:- More / Less	Numeral 8 ,9

**Drawing**

<b>Physical &amp; Motor Development</b> <b>विभिन्न आसनों का अभ्यास</b>	<b>Spiritual Development</b> <b>योग ध्यान का अभ्यास</b>	<b>Talk About</b> <b>My Home</b> <b>Good Habits</b> <b>Festivals</b>
<p><b>Traffic light</b></p> <p>Red light, red light What do you say? I say, "stop."</p> <p>Yellow light, yellow light, What do you say? I say, "wait".</p> <p>Green light, green light, What do you say? I say "Go to the right way".</p> <p><b>Our World</b></p> <p>The grass is green, The sky is blue. The moon is white, The clouds are too. The Sun is yellow, The trees are brown. The leaves are red, when falling down. The sunset is orange, The air is clear. What a colourful world, We have right here.</p> <p><b>Test your Knowledge</b></p> <p>Q1- Which is our National Game ? Q2-How many players are there in a football team?</p>	<p><b>Activities and Competitions</b></p> <p><b>Live Activity related to Traffic light</b></p> <p><b>Diya Decoration</b></p> <p><b>Rangoli</b></p> <p><b>Talk about Healty Food Competition</b></p> <p><b>Colouring Competition</b></p> <div data-bbox="1131 756 1513 1036" style="text-align: center;">  <p><b>CELEBRATION</b> <b>Diwali</b> <b>Children Day</b></p> </div> <p><b>Extended Activities at home</b></p> <p><b>Clean and arrange your toys accordingly</b></p> <p><b>Transportation sorting Land, Air and Water</b></p>	<p><b>मेरा परिवार</b></p> <p>पापा-पापा मेरे पापा दूर- दूर ले जाते पापा। मम्मी-मम्मी मेरी मम्मी, रोज खिलाती मेरी मम्मी। दादा-दादा मेरे दादा, सच बोलना सिखलाते दादा। दादी-दादी मेरी दादी, कहानी रोज सुनाती दादी। भैया-भैया मेरे भैया, मुझे रोज समझाते भैया। मेरे घर में सब है प्यारे, अच्छे-अच्छे न्यारे न्यारे।</p> <p><b>सीख</b></p> <p>मैडम ने पढ़ाया। अ अनार सिखाया बड़े मजे उड़ाए हमने गाने खूब गाये हमने, चित्र देखे बड़े निराले मन को सारे भाने वाले। आगे भी पढ़ेंगे हम अभी तो सिर्फ हँसेंगे हम। हा...हा....हा....</p> <p><b>Conversation</b></p> <p><b>My Favourite Toys</b></p> <ol style="list-style-type: none"> <li>1. My favourite toy is .....</li> <li>2. It is.....in colour.</li> <li>3. I like to play with it.</li> <li>4. My father/Mother brought it for me.</li> <li>5. I love my toy very much.</li> </ol>

Class- Nursery ( Session 2026-27)

Month December

Theme of the Month -- "PLAY IS POWERFUL"

English

Listening	Speaking	Reading	Writing
Revision of Phonetic sounds of letters A to Z *Rhyme : Insects all Around	Revision of Phonetic sounds of letters A to Z *Rhyme : Insects all Around	Reading and Recognition of letters A to Z	Letters X, Y, Z Book exercise pages 50,51,54,55,56,57

Hindi

Listening	Speaking	Reading	Writing
व्यंजन क से ण की दोहराई व्यंजन त से न तक की पहचान व उच्चारण * कविता गायन : सरदी, नानी की कहानी	व्यंजन त से न तक की पहचान व उच्चारण * चित्र पहचान त से न *कविता गायन : सरदी, नानी की कहानी	व्यंजन त से न तक की पहचान व उच्चारण * चित्र पहचान त से न	-----

EVS

Chapter 18 : Insects Chapter 26 : A Cold day	Experiential Learning
---	-----------------------

Maths

Listening	Speaking	Reading	Writing
Oral Counting 1 to 40	Oral Counting 1 to 40	Recognition of Numeral 1 to 20 *Shape: Star and it's objects *Concept : Full/Empty	Numeral 10 *count and write (1 to 9)

Drawing

Page no : 5,24,31,32

<b>Physical &amp; Motor Development</b> <b>विभिन्न आसनों का अभ्यास</b>	<b>Spiritual Development</b> <b>* योग ध्यान का अभ्यास</b>	<b>Talk About</b> <b>*Insects</b> <b>* Cold Day</b>
<p><b>INSECTS ALL AROUND</b></p> <p>Ladybugs and butterflies,            Buzzing bees up in the sky.            Teeny, tiny little ants,            Crawling up and down the plants            Many insects can be found,            In the sky and on the ground.</p> <p><b>Test of Knowledge</b></p> <p>Q1. How can you help others?            Q2. Which is your favorite cartoon?</p>	<p><b>ACTIVITIES AND COMPETITIONS</b></p> <p><b>*Activity to related Maths</b>  <b>* Fancy dress Competition</b>  <b>* Clay modelling Competition</b></p> <div style="border: 1px solid black; padding: 5px; text-align: center;"> <p>The greatest help              is what we do              for one another.</p> </div> <p><b>Extended Activities at home</b></p> <p><b>*Help your mother to            make sandwich and in            household chores.</b></p>	<p><b>सरदी</b></p> <p>मौसम बदला आई सर्दी ,            श्यामू पहने मोटी वर्दी ।            ठंडी हवा जब जोर से चलती,            पिंकी उसमें खूब ठिठुरती            कान में मफलर ऊपर कंबल ,            रहना इसमें खूब संभल कर ।            वरना लग जाएगी खांसी,            कैसे जाओगे तुम झांसी ।</p> <p><b>नानी की कहानी</b></p> <p>बोली नानी, सुनो कहानी            ना कोई राजा न कोई रानी।            तुमको मैं देती संदेश,            कभी न भूलो अपना देश ।            कड़वे बोल कभी न बोलो।            जब भी बोलो मीठा बोलो,            पढ़ने में तुम ध्यान लगाओ।            कभी काम से ना घबराओ,            जो करना है अब कर डालो,            कल पर उसको कभी ना टालो।</p> <p><b>CONVERSATION</b>  <b>HELP OTHERS</b></p> <ol style="list-style-type: none"> <li>1. Always help the needy people.</li> <li>2. Believe in Sharing and caring.</li> <li>3. Be kind and polite to everyone.</li> </ol>

**Class- Nursery ( Session 2026-27)**  
**Month January**  
**Theme of the Month -- Winter Wonderland**

**English**

<b>Listening</b>	<b>Speaking</b>	<b>Reading</b>	<b>Writing</b>
Revision of Phonetic sounds of letters A to Z Rhyme :-Days of the week Story:-The Ant & the Grasshopper	Recaptulation of all the Letters A to Z Rhyme :-Days of the week Story:-The Ant & the Grasshopper	Reading and Recognition A to Z	Written Practice of all the letters A to Z

**Hindi**

<b>Listening</b>	<b>Speaking</b>	<b>Reading</b>	<b>Writing</b>
सभी स्वर और व्यंजन क से न तक का अभ्यास। कविता गायन:- पतंग , मेरा भारत महान	सभी स्वर और व्यंजन क से न तक का अभ्यास। कविता गायन:- पतंग , मेरा भारत महान	सभी स्वर और व्यंजन क से न तक का अभ्यास।	.....

**EVS**

Ch.14- Toys & Cartoon  
Ch. 15- Vehicles

**Experiential Learning**

**Maths**

<b>Listening</b>	<b>Speaking</b>	<b>Reading</b>	<b>Writing</b>
Revision of Previous Topics. Oral Counting 1 to 50	Revision of Previous Topics. Oral Counting 1 to 50	Revision of Previous Topics. Shape :- Oval & its objects Concept :- Far/Near	Practice of Seriation

**Drawing**

Free hand Drawing

<b>Physical &amp; Motor Development</b> * विभिन्न आसनों का अभ्यास	<b>Spiritual Development</b> * योग ध्यान का अभ्यास	<b>Talk About</b> * Toys and Cartoon * Vehicles
<p><b>Days of the Week</b>            On Monday, I go to the school.            On Tuesday, I walk to the Pool.            On Wednesday, I feed my cat.            On Thursday, I clean my flat.            On Friday, I read a book.            On Saturday, I become a cook.            On Sunday, I lie in the Sun and eat a delicious bun.</p> <p><b>STORY</b></p> <p><b>The Ant and the Grasshopper</b></p> <p>A little ant and a grasshopper lived together in a green area. The little ant always got up early to collect and store grains for the winter. But, the grasshopper spent its time flying and jumping in the area. The ant advised grasshopper to collect its food before winters but he did not care and spent its time playing. The winters arrived. The grasshopper had no food, he asked the ant for help. The ant gave him some food and advised him to work on time. The grasshopper felt ashamed and promised to change.            Moral :- Always work on time.</p> <p><b>Test your Knowledge</b></p> <p>Q1. When should you wake up?            Q2. How many times should we brush our teeth?</p>	<p><b>Activities &amp; Competitions</b></p> <p>* English Story telling Competition            * Colouring Competition</p> <div data-bbox="1185 667 1432 911" style="border: 1px solid black; padding: 5px; text-align: center;"> <p>Dreams about the future are always filled with gadgets</p> </div> <div data-bbox="1096 954 1494 1247" style="border: 1px solid black; border-radius: 50%; padding: 20px; text-align: center;"> <p><b>Celebration Lohri</b></p> </div> <p><b>Extended Activities at home</b></p> <p>Make a mini laptop with the help of a Card board</p>	<p><b>पतंग</b></p> <p>सर सर करती उड़ी पतंग            फर फर करती उड़ी पतंग,            इसको काटा उसको काटा,            खूब लगाया सैर सपाटा            उड़ते उड़ते उड़ी पतंग            अर र कटी पतंग।</p> <p><b>मेरा भारत महान</b></p> <p>मेरा भारत देश महान            हम बच्चे इस देश की शान ।            खूब पढ़ेंगे और लिखेंगे ,            करेंगे ऊंचा देश का नाम।            अलग-अलग त्यौहार यहां पर            अलग-अलग है सबके वेश ।            अलग-अलग है सबकी बोली,            मौसम के भी रूप अनेक।            रूप रंग सब अलग-अलग है            फिर भी भारतवासी एक ।            साथ में मिलकर रहना सीखो,            यही सिखाता मेरा देश।</p> <p><b>Conversation</b></p> <p><b>Healthy Habits</b></p> <ol style="list-style-type: none"> <li>1. We should wake up early in the morning.</li> <li>2. We should brush our teeth daily.</li> <li>3. We should wash our hands before and after the meals.</li> <li>4. We should eat fruits and vegetables.</li> <li>5. We should sleep on time at night.</li> </ol>

Class- Nursery ( Session 2026-27)  
Month February  
Theme of the Month -- "Self Assessment "

English

Listening	Speaking	Reading	Writing
Revision of all Topics	Revision of all Topics	Revision of all Topics	Practice of all Alphabets

Hindi

Listening	Speaking	Reading	Writing
कक्षा कार्य की पुनरावृत्ति	कक्षा कार्य की पुनरावृत्ति	कक्षा कार्य की पुनरावृत्ति	कार्यपत्रिका की दोहराई

EVS

Revision of all Chapters	Experiential Learning
--------------------------	-----------------------

Maths

Listening	Speaking	Reading	Writing
Revision	Revision	Revision	Revision

Drawing

Revision

<b>Physical &amp; Motor Development</b> विभिन्न आसनों का अभ्यास	<b>Spiritual Development</b> योग निपुणता का अभ्यास	<b>Talk About</b> Recaptulation of previous work
	<p data-bbox="1059 331 1623 380"><b>Activities and Competition</b></p> <ul data-bbox="1016 477 1677 672" style="list-style-type: none"><li data-bbox="1016 477 1569 526">✱ Drawing Competition</li><li data-bbox="1016 623 1677 672">✱ Basant Panchmi Celebration</li></ul> <p data-bbox="1069 932 1623 1256" style="text-align: center;"><b>Month March</b> <b>Final</b> <b>Assessment</b></p>	

## **Learning Outcomes**

- \* Our tiny tots of BalVatika are able to develop a sense of Self awareness ( in relation to class,school and community) .**
- \* They are able to do their routine work independently and express themselves wherever they needed.**
- \* They become able to ask for the help and also help others wherever required.**
- \* They are able to express their preference for the healthy food as well as other interest**
- \* They become able to join the letters and make words on the basis of their experiences of classroom.**
- \* They are able to express the process of learning in their own words .**
- \* They are able to transfer and adapt what they have learnt from one context to the another.**
- \* They become socially responsible and show respect for others.**
- \* They become strong in the social and emotional well being.**
- \* They are able to relate their past experiences with the present situations and inact wisely in the better way.**

## ✽ हमारा उद्देश्य ✽

"ऐसे आदर्श ,चरित्रवान एवं देशभक्त नागरिक निर्माण करना जिनके मुख मंडल पर आभा और प्रसन्नता , जीवन में तेजरिवता , व्यवहार में कुशलता , बुद्धि में कुशाग्रता तथा संस्कारों में भारतीय महापुरुषों के उच्चादर्श झलकते हो और जिन्हें देखते ही हमें अपने पूर्वजों की वीरतापूर्ण गाथाएं याद आने लगें ।"

### **BRANCHES:**

- \* Shishu Vatika(Cementery Road),Branch of USN Tel.0161-2449471
- \* Udham Singh Nagar Tel.0161-2302660
- \* Shishu Vatika(Kitchlu Nagar)Tel.0161-2403400
- \* Kitchlu Nagar Tel.0161-2301523
- \* Chandigarh Road Tel.0161-2609696
- \* Dugri(Phase-III) Tel.0161-2520734