

**Bhartiya Vidya Mandir,**  
**Shishu Vatika,**  
**Ludhiana**



# SUMMER HOLIDAYS HOMEWORK

**CLASS LKG**

Summer break starts from

to

PLAY

LEARN

EXPLORE

GROW

SHINE

## INSTRUCTIONS

- ★ Do your homework neatly and regularly.
- ★ Take help from your parents when needed.
- ★ Use good quality colours, pencils and sheets.
- ★ Revise all concepts done in class.
- ★ Keep your holiday homework in a folder.
- ★ Be creative and have fun while learning!

**Happy  
Holidays!**

# Dear Parents,

Greetings!

Here comes awaited summer holidays! Weather has turned very hot. To ensure in this sweltering heat, your ward is busy at home, revising last two months learning we are giving some wonderful creative activities that you and your ward can enjoy doing together and spending quality time with your child as well. The given activities are engaging, fun and educational, focusing on developing various skills through play way activities. We hope you enjoy a delightful summer vacation with your kids.

(Dear Parents, please read the given content to your child)

(Name of your ward) \_\_\_\_\_

I Love you!

You are the most beautiful person in my life. I can see you are growing every day and becoming braver, stronger and smarter. I am proud of the way you are learning each day and there is nothing that you cannot do.

Here are some activities for you. We are both going to do these activities and have lots of fun together.

## NOTE FOR THE PARENTS:

Dear Parent, Please don't forget to take the pictures of your ward while doing the activities or ask someone to take these pictures for you. Send one compiled collage of it pasted on an A3 size sheet.

# Write Cursive a to h

Identify the first sound for each picture and write the letter in cursive.



# Alphabet writing

Write cursive letters (Type the small letter)

A

B

C

D

E

F

a

b

c

d

e

f

G

H

I

J

K

L

g


h

i

j

k

l



AtScanner

# Fill in the blanks

a    \_    c    \_    e

\_    g    \_    \_    \_

k    \_

What comes after      Match it

k    \_

b            K

g    \_

h            B

a    \_

k            H

j    \_

g            A

c    \_

a            E

d    \_

e            G

f    \_

d            J


e    \_

j            D



## अभ्यास

दिए गए प्रत्येक अक्षर को उससे बनने वाले चित्र से मिलाओ-



आ

ओ

ऐ

औ

अः

इ

अ

उ

ऊ

ए

ई

अं



AIScanner

अः

अं

औ

अ

ऐ

ओ

आ

ए



इ

ऋ

.

ऌ

ऍ



ॡ



AI Scanner

रिक्त स्थान पर  
स्वर लिखिए (अ से अः)

अ

—

इ

—

—

ऊ

—

ए

—

ओ

—


—

अः



# पहचानिए और लिखिए

नीचे दी गयी वस्तुओं के अनुसार 'अ' से 'अः' तक स्वर लिखिए



सही अक्षर पर गोला लगाओ



क ख ग ट



घ ख प ध



ग ट न क



घ च ध ज



ग च घ प



प ट ग छ

# HAPPY FATHER'S DAY

Colour the picture & Decorate it.

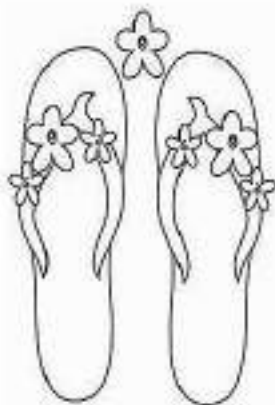




Activity Sheet-4

EVS

Summer Season

It is sunny and hot. Circle the things that we use in summers, colours the smiling Sun yellow and orange.

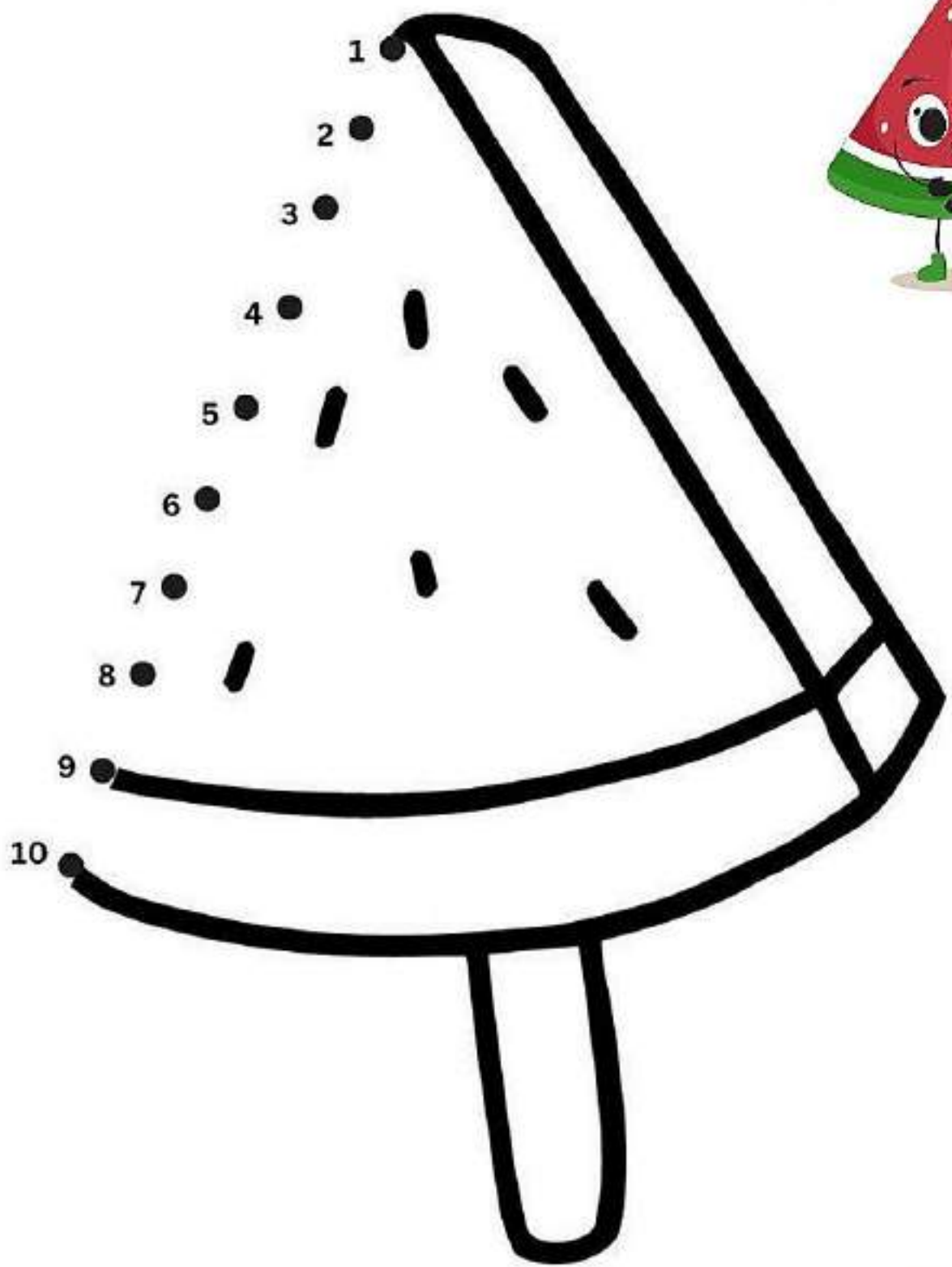


Activity Sheet-2



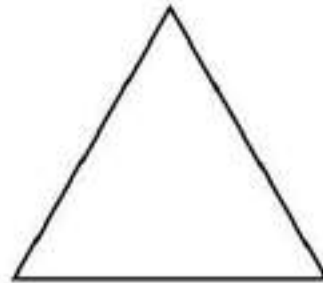
“Color and decorate the given sheet, adding your creative touch to the Boat and Star.”



Join the dots & colour the watermelon.



c. Match the objects with their shapes:-



17/25


# Missing Number Worksheet

Write the missing numbers in the orange!

1		3	4
	6		8
9		11	
13			16
	18		20









# LET'S COUNT!

Count the animals on the big box and put your answer in the small box on the side.



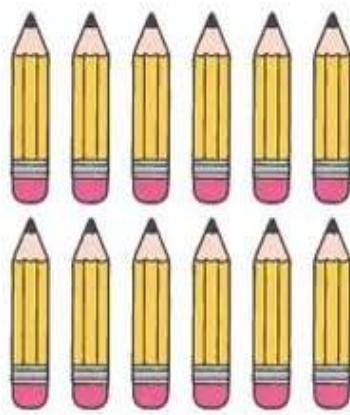








AI Scanner

Write the Middle number. 1-20

 <p>2      4</p>	 <p>6      8</p>	 <p>10      12</p>
 <p>15      17</p>	 <p>18      20</p>	 <p>3      5</p>
 <p>12      14</p>	 <p>5      7</p>	 <p>13      15</p>
 <p>8      10</p>	 <p>17      19</p>	 <p>1      3</p>
 <p>11      13</p>	 <p>4      6</p>	 <p>16      18</p>

# COUNT TO 20

Count and tick the correct option.

											
<table border="1"><tr><td>14</td><td>16</td><td>12</td></tr></table>	14	16	12	<table border="1"><tr><td>16</td><td>18</td><td>20</td></tr></table>	16	18	20	<table border="1"><tr><td>20</td><td>18</td><td>19</td></tr></table>	20	18	19
14	16	12									
16	18	20									
20	18	19									
											
<table border="1"><tr><td>13</td><td>11</td><td>15</td></tr></table>	13	11	15	<table border="1"><tr><td>8</td><td>10</td><td>6</td></tr></table>	8	10	6	<table border="1"><tr><td>9</td><td>12</td><td>8</td></tr></table>	9	12	8
13	11	15									
8	10	6									
9	12	8									
											
<table border="1"><tr><td>4</td><td>7</td><td>5</td></tr></table>	4	7	5	<table border="1"><tr><td>12</td><td>16</td><td>18</td></tr></table>	12	16	18	<table border="1"><tr><td>20</td><td>17</td><td>15</td></tr></table>	20	17	15
4	7	5									
12	16	18									
20	17	15									

# WRITE THE NUMBER THAT COMES BEFORE



NOTE

# HOLIDAY HOMEWORK

Do your Holidays Homework  
in a separate notebook.

Let's  
Learn,  
Grow &  
Shine!

## ENGLISH

- ★ Write Capital A to Z (5 times)
- ★ Write Cursive a to j (5 times)
- ★ Do Practice of dictation a to j (Twice a week)
- ★ Do fill in the blanks a to j (5 times)
- ★ Do Book Reading Daily. (A TO Z)



## MATHS

- ★ Do Practice of Number 1 to 20 (5 times)
- ★ Do page no. 26 - 40 in maths book.



## HINDI

- ★ अ से अ: तक (5 times)
- ★ खाली स्थान भरो। (5 times)
- ★ श्रुतलेख का अभ्यास अ से ऋ (Twice a week)



**ART & CRAFT:-** Do Pg.no - 28,29,30,31

E.V.S Do Revision of these topics-Keeping Clean, I feel,  
My family, family time from book.



AI Scanner



# HOME ACTIVITY

## INSTRUCTIONS FOR KINDERGARTEN



### 1. SPEAK IN ENGLISH

Encourage your child to use simple English sentences every day.



Excuse me

Sorry

Thank you

Please

Examples:

- Please give me water.
- I am hungry.
- May I go to play?
- Please help me.
- Thank you / Sorry / Excuse me / Please.

### 2. OUTDOOR & FUN ACTIVITIES



- Go for a walk or cycle ride together.



- Play games in a nearby park.



- Explore nature and observe surroundings.

### 3. READING & STORY TIME



- Read story books with pictures daily.
- Discuss the story with your child.
- Encourage picture talk and word building.

### 4. WALK TOGETHER ACTIVITY

- Plan a short outing or one-day trip.
- Paste photographs of places visited on an A4 sheet.
- Decorate the sheet neatly with your child.



### 5. GOOD HABITS

Teach children to practice:



Cleanliness



Helping Others



Good Manners



Respectful Words



Keep Things in Place

REMEMBER:

GOOD HABITS AND GOOD MANNERS  
BECOME LIFELONG ASSETS.



# HAPPY SUMMER HOLIDAY

School will reopen on

Have fun, stay happy  
and be safe!