



Bhartiya Vidya Mandir, Shishu Vatika Ludhiana

CLASS-NURSERY
SESSION 2026- 27

HOLIDAYS HOMEWORK

Name: _____ Class: _____ Roll no. _____



Summertime

Summertime, summertime,
Let's go out and play
Time for fun, and lots of sun
I love these kind of days!




Summertime, summertime,
Swimming to stay cool
Pillow fights,
and late night bites,
An awesome break
From school!



Vacations are great, but assignments can also be fun filled and inspiring. So we have planned some activities for our students to enhance their learning in a fun filled way. Kindly guide them to complete their assignments and activities independently.



EVERYDAY ACTIVITIES:-

- Encourage your child to wake up early in the morning  and see the rising sun together.
- Make your child chant Gayatri mantra / religious hymns (5 times)
- Go for a walk on your terrace or in your park together (1000 steps approx. or 20 mins)
- Feel the fresh air & take a deep breath and do breathing exercises (for 5 mins.).
- Water the plants everyday.



Inculcate following life skills in your child to help him/her become independent:-

- Buttoning up your shirt.
- Turning pages of a book.
- Arranging the shoes in the shoe rack.
- Zipping and unzipping your school bag
- Putting on your socks and shoes.
- Eating meals on your own.
- Proper toilet training.



Communication skills

Dear Parents

Converse in English with your child to built up her/his confidence as it is a global language and need of an hour. Motivate them to use short and simple sentences in English language at home too e.g.

- # Good Morning !
- # How are You ?
- # May I come in ?
- # May I go to washroom ?
- # May I wash my hands?
- # Thankyou.
- # You are welcome.
- # Yes/No Ma'am.
- # May I drink water?
- # Please open/ close my lunch box/Bottle
- # I have finished my work / Food.
- # Please switch on/off the light/fan.




✨ **Magic words**

Sorry


Please

Excuse me

Thankyou



To enhance the vocabulary of children; kindly use words for the things used in everyday life in the english language. For example- Salt, Sugar, Tea, Table, Chair, Mat, Coffee, Hot Cold, Catch, Throw, Spill, Wear, etc.and help them to speak and understand.



Activities for Holistic Development

Help your ward to do the following activities , click their pictures & paste them in the scrap file for making cherished memories.

Love for Nature: Sow a seed in a pot, water it daily, take care of it and feel happy while seeing the plant grow.



Bird care: Summers are tough time for the birds. To show empathy towards them, motivate children to keep an earthen pot filled with the water in the balcony & provide them grains too. This will instill moral value of generosity in them .



Gratitude : Help your ward to make someone (outside the family) feel special by helping him/ her with stationery, clothes, food etc .




Quality time with Grandparents: Encourage your child to go for walk, visit t walk, visit to religious places, play games etc. with his/her grand parents.



Help your Mom : To make your child independent and smart, you must involve him/her in daily chores.

Play Indoor Games: Parents are requested to involve involve their child in traditional games like Ludo, Snakes & Ladders, Carrom etc. in free time.



DAILY AFFIRMATIONS

Make your child speak these positive words every day:



I am special.

I am unique.



I am happy and healthy.



I am confident.
I believe in myself.

I am strong.

OUR SCHOOL IS TAKING A BIG STEP TOWARDS SUSTAINABLE DEVELOPMENT GOALS



BY GIVING HOLIDAY HOMEWORK,
DIGITALLY, REDUCING PAPER USE
AND HELPING PROTECT OUR
ENVIRONMENT.



Let's Take Care of Our Earth!

Easy Meaning: We must protect our Earth from getting too hot and dirty.

How Kids Can Help:

- Plant trees – Trees give us clean air.



Don't waste water or electricity – Turn off lights and taps.



- Throw garbage in the dustbin – Keep the Earth clean.



Fun Line to Remember: "If we care for the Earth today, it will care for us every day!"





HOMEWORK ACTIVITIES



NOTE: Two photos of each activity in scrap file

World Environment Day (5th June)

Encourage your child to plant a tree or create a poster about environmental conservation.



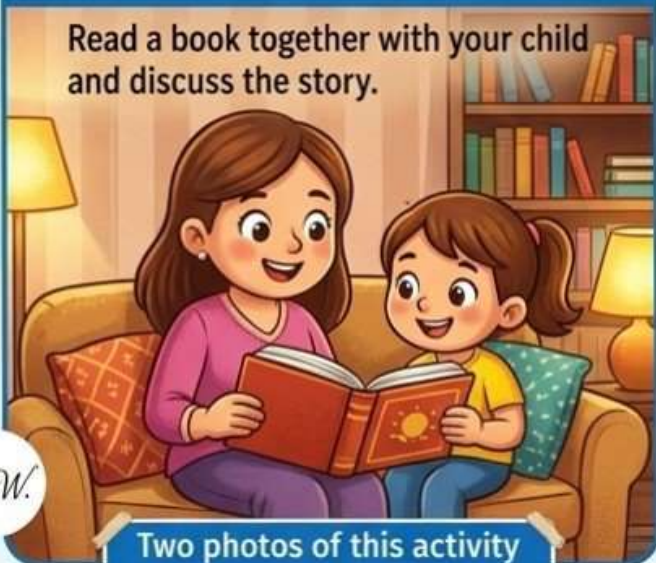
Father's Day (15 June)

Ask your child to make a handmade card or drawing for their father.



Reading Day (19 June)

Read a book together with your child and discuss the story.



International Yoga Day (21 June)

Practice simple yoga poses with your child and talk about its benefits.



Art Activities

- 👉 Make a paper craft of the sun.
- 👉 Cut and paste colourful straws around the sun to show the sunrays.



- ★ Make a smiling face by using different colours of pulses.
- ★ Paste the pulses neatly and decorate the smiling face creatively.




TORN PAPER WATERMELON CRAFT

- ☀️ Tear red paper into small pieces
- ☀️ Paste the red pieces inside the watermelon shape.
- ☀️ Tear green paper and paste it on the outside for the outer layer.



- 👉 Dip the fork in paint and press it gently on the paper(A4 Sheet) to make tulip flowers.
- 👉 Draw the stem and leaves with a green crayon Or sketch pen after printing.



Project Work

Prepare 5 flash cards on A4 size sheet and get them laminated according to the roll number and topics assigned and also motivate your ward to speak 3-4 lines on it.

Rollno.	1-5	My body and Five senses
Rollno.	6-10	Keeping clean I feel
Rollno.	11-15	Family, Home, School
Rollno.	16-20	My classroom, Good Habits
Rollno.	21-25	Days of week, seasons, colours
Rollno.	26-30	Animals, water animals, birds
Rollno.	31-35	Insects, flowers, fruits
Rollno.	36-40	Vehicles, festivals, vegetables



- ❖ Put all the holiday homework in a well labelled bag and submit it on the day when school reopens.






CLASS NURSERY



PRACTICE WORK



1 ENGLISH



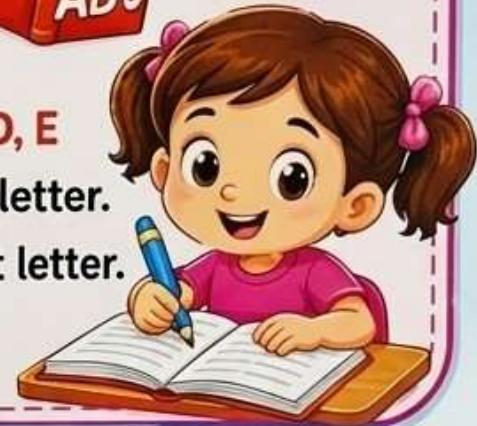
★ **ORAL:** Reading Aa to Jj with sound

★ **WRITTEN:** Practice of letter A, B, C, D, E

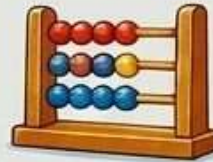
★ Recognize the picture and circle the correct letter.

★ Recognize the picture and match with correct letter.

★ Write Two pages of each letter.



2 MATHS



★ **ORAL:** Counting 0 to 10

★ **WRITTEN:** Practice of numbers 0, 1, 7

★ Count and Match 1 to 5

★ Count and circle 1 to 5

★ Write two pages of each number.



3 HINDI



★ चित्र पहचान कर सही स्वर पर गोला लगाओ।

★ चित्र पहचान कर सही स्वर से मिलाओ।

★ **Note:** Do the work in 3 in 1 notebook. (Orange covered)



"The best way to work on your ward's talent is to make him/her participate."

**Prepare your ward for the following
Upcoming competitions :**

Mantra Recitation Competition

Hindi Rhyme Competition

HAPPY

HOLIDAYS

